



Adventures in Faith

After Pentecost - Love One Another



Hi families,

Welcome to our 'Adventures in Faith' resource - After Pentecost - Love One Another

This resource links to our video clip 'After Pentecost - Love One Another' which can be found on our Youtube channel so do head on down there and check it out on <https://www.youtube.com/watch?v=e7Pr7sx4XyU>

This week we are asking specifically for messages of love the we can send out. See activity for details.
Sharon

Connection

How easy do you find it to love people and share what you have with them? Are there some people that you find it difficult to like and share with?

Tell the story

This week we are continuing the narrative after Pentecost. So the Holy Spirit had come upon the disciples, they had spoken in different languages, people from all over the world had heard and responded and 3000 were saved.

Pentecost happened at the time of Old Testament Feast of Shavuot so many many Jews had travelled many miles to be in Jerusalem for that time. Therefore people from many different nations and cultures become followers of Jesus and then had to begin to learn how to relate to one another. The map shows how Jews had travelled from surrounding countries to be there.



If you have older children you may wish to find out more here <https://www.conformingtojesus.com/charts-maps/en/nations-at-pentecost-acts-2-map.htm>

and see if you can identify the modern day countries that they had travelled from.

The Bible records that the believers then spend their time together, praising God, praying, taking communion and listening to the teaching about Jesus.

The new believers met together, ate together and amazingly had such love for one another that they sold what they had and shared it with those who didn't have enough. This must've had an ongoing impact on those around them as people continued to believe in the teachings of Jesus.

Here's the piece from Acts 2, in the NIV Bible.

"The Fellowship of the Believers

Acts 2: 42 They devoted themselves to the apostles' teaching and to fellowship, to the breaking of bread and to prayer. 43 Everyone was filled with awe at the many wonders and signs performed by the apostles. 44 All the believers were together and had everything in common. 45 They sold property and possessions to give to anyone who had need. 46 Every day they continued to meet together in the temple courts. They broke bread in their homes and ate together with glad and sincere hearts, 47 praising God and enjoying the favour of all the people. And the Lord added to their number daily those who were being saved."

Explore the story

Some questions to discuss...

- What do you think it was like in Jerusalem with all those people from different countries and speaking different languages?
- How do you think they manage to listen to the teaching about Jesus and pray when they spoke different languages?
- Do you think it was easy to suddenly care and love each other when they didn't know each other?
- How do you think God, through the Holy Spirit helped them.
- What do you think the other people in Jerusalem thought when they saw all the people spending time together and caring for one another like that?
- Why do you think so many people came to believe in Jesus?



Reflection

It is extraordinary to read in v44 § 45 that 'All the believers were together and had everything in common. They sold property and possessions to give to anyone who had need.' The Holy Spirit must have really given them a love for each other. What can we do to show love to one another and if we ask the Holy Spirit will He give us love for one another too?

Faith in everyday life

As circumstances arise use the opportunity to talk about how we can love one another - as a family, as friends, as a church family and wider with people that we know and meet.

Prayer

- Use the play dough activity below to pray that we would love one another
- You could also use the playdough to make people and as you stand them together ask God to help us as a human race love one another especially when we are different
- Ask God to show you what you could do to help
- With older children look at the news/ newspapers and make playdough items to represent something in the news they would like to pray for
- With younger children ask them what is on their mind to pray for at the moment and challenge them to make a representative of that out of playdough and say a pray together for it

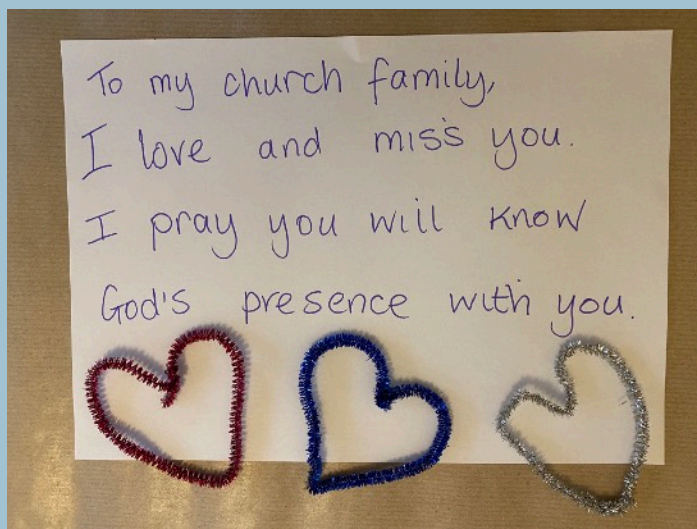
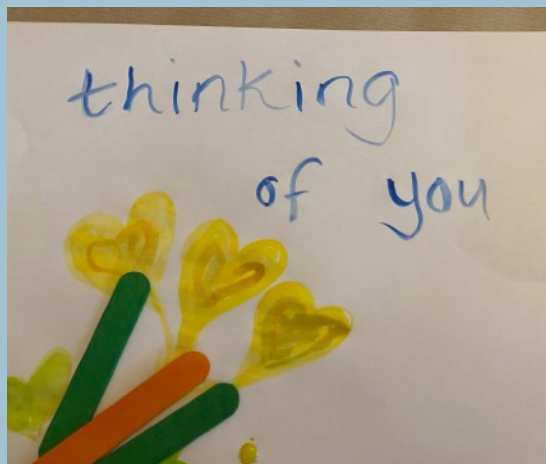


NB sensory activities like playdough are good for engaging children in conversations about their fears and worries. As it is indirect and the children are in part giving their attention to something else it is a less threatening way for them to talk about 'big thoughts and feelings'.

Activities

- It would be wonderful over the next week if we could think about how we might show love to those within our church family. We haven't met together for a number of months now and some people who are at higher risk have seen very few people.
- It would be great to make a montage of hearts with messages and prayers for each other so I am suggesting that we each make a 'heart' out of any material - ideas below, and write a message or prayer alongside the heart.
- If you can then photograph the heart and message and send it to me (Sharon or Scorch at sleeson@sjbchurch.co.uk) we can then put together a visual picture of our love and care and share that via our services, our social media and in a paper format to those who can not access the digital.

Below are some of my ideas that I show on the video but do feel free to be as creative as you like....








CREATIVE HEARTS




knex



lego



biscuits



PLAYDOUGH PRAYERS



To make play dough you will need...

- 2 cups plain flour
- 1/2 cup salt
- 2tbsp cream of tartar
- 1 1/2 cups of boiling water
- 2 tbsp vegetable oil



Method

- Mix the flour, salt and cream or tartar in a bowl
- Mix the oil and boiling water
- Add the oil and water to the dry ingredients
- Stir together
- add food colouring if you would like it to be coloured
- Knead on a floured surface for a few minutes until it becomes soft and smooth
- It is now ready for playing with



- You could roll out the play dough and cut with a heart shape cutter or just form a heart with your hand. What can you decorate it with? Buttons/ beads/ feathers etc.
- As you make and decorate the hearts pray for people that you know.

Here's a prayer for you that you could pray whilst you are making these...

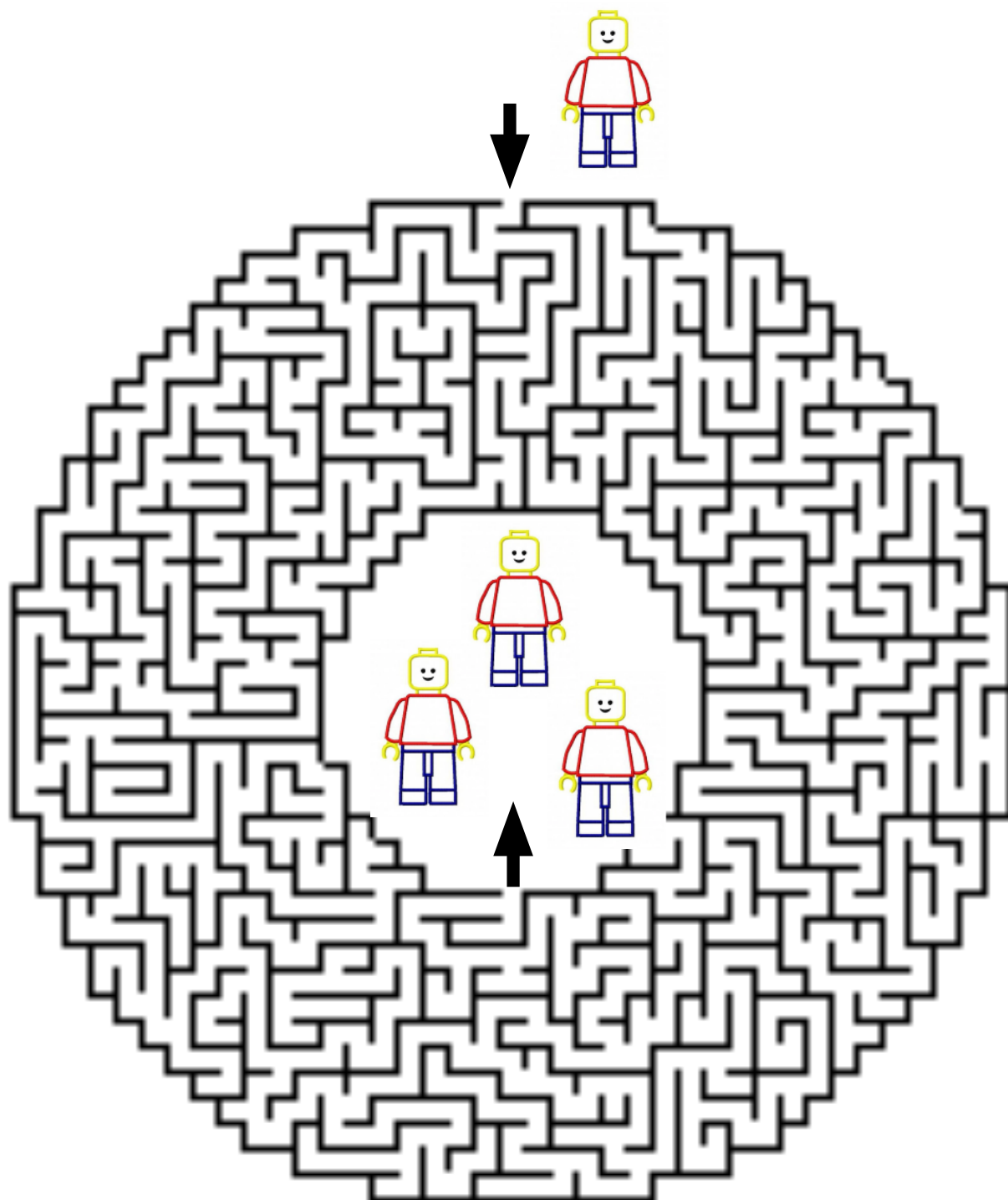
" Father God,

please help me show your love to those I know and those I meet. Holy Spirit help me to show love people in the things that I do and the things that I say especially those that I find hard to love.

Amen "

Love one another

Find your way through the maze to reach the middle and help the people there.





CHILDREN AND FAMILIES' RESOURCES

Email your feedback, pictures and stories
to Sharon

sleeson@sjbchurch.co.uk



**ST JOHN
THE BAPTIST
CHURCH**
LEICESTER