












Excellence without compromise						
Year group	Autumn Term		Spring Term		Summer Term	
	Autumn 1	Autumn 2	Spring 1	Spring 2	Summer 1	Summer 2
Year 3	<b>ART</b>	<b>ART</b>	<b>D&amp;T</b>	<b>ART</b>	<b>D&amp;T</b>	<b>ART</b>
	<p><b>Sketching</b> Produce a cave painting using charcoal and oil pastel</p>  <p><b>Collage</b> Create a Stonehenge silhouette sunset using low to high value scale</p> 	<p><b>Artist appreciation &amp; Painting</b> Wassily Kandinsky study</p> <ul style="list-style-type: none"> <li>- Printing</li> <li>- Oil pastel</li> <li>- Tissue paper collage</li> </ul>  <p>Wassily Kandinsky</p>  	<p><b>Structures</b> Castles</p>	<p><b>Sketching</b> Observational sketching of flowers (using 3 pencil techniques)</p>  <p><b>Artist appreciation &amp; Painting</b> Pointillism - flowers reference to Georges Seurat and Paul Signac</p> 	<p><b>Mechanical systems</b> Pneumatic Toys</p>	<p><b>3D</b> Make an Egyptian cartouche using air dry clay</p>  <p><b>Painting</b> Warm and cool tone handprints</p> 


Year 4

ART

**Electrical Systems – Touches**

**Sketching**

Produce a detailed sketch of a Parthenon using a variety of pencil techniques



**Sketching**

Form a chalk drawing of a column design - focus on light and shadows



**Printing**

Create a Greek vase print using a polystyrene sheet and ink

ART

**Collage**

Create an identity collage using imagery and text from newspapers and magazines



**Sketching**

Continuous line drawing – portrait of a friend



D&T

**Textiles**

2D shape to 3D shape – passport wallets  
Children to choose materials, fastenings and technique for joining sewing

ART

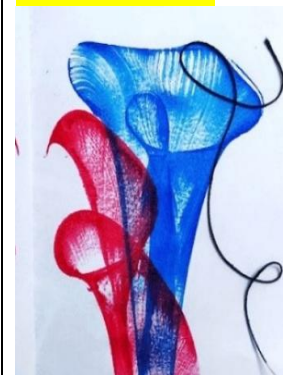
**Artist appreciation, sketching & painting**

Giorgio Morandi study - Still life painting



**Printing**


Produce a string pull flower print using 2 different colours



ART

**Artist appreciation & 3D**


Alberto Giacometti study - Foil man sculptures



**Sketching**

Observational sketching of trees and leaves using a range of different pencil gradients





### **Sketching**

Create a self-portrait using a variety of pencil techniques



### **Artist appreciation & Sketching**











Pablo Picasso study – Produce an inspired portrait using oil pastel











### **Printing**


Create rubbings of manmade and organic materials and surfaces




Year 5	ART	D&T	ART	ART	D&T	ART
	<p><b>Structures</b> <b>Bridges</b></p>	<p><b>Painting</b> Melina Mel P study – Create a watercolour painting of a Viking boat on water</p>  <p><b>Sketching</b> David Hockney study – Make a zig zag book including 5 min, 10 min, 15 min, 20 min landscape sketches</p> 	<p><b>Artist appreciation &amp; Sketching</b> Vincent Van Gogh study - Explore a landscape structure: foreground, middle ground and background using oil pastel</p>  <p><b>Sketching &amp; Collage</b> Create a space landscape using a range of materials</p> 	<p><b>Sketching &amp; Collage</b> Create a collage with negative and positive space</p>  <p><b>Printing</b> Glen Alps study - Design and make stamps for print</p> 	<p><b>Digital World</b> <b>Monitoring Devices</b></p>	<p><b>Painting</b> Claude Monet study – River landscape water colour paintings</p>   <p><b>Artist appreciation &amp; 3D</b> Andy Warhol study - Pop art papier mâché donuts. National donut day – first Friday in June</p>  <p>Create an oil pastel quad art piece</p> 

Year 6	<p><b>D&amp;T</b></p> <p><b>Mechanical systems</b> Automata Toys</p>	<p><b>ART</b></p> <p><b>Sketching</b> Henry Moore study – War art sketches using wax resist and brush</p>  <p><b>3D</b> Jeff Koons study – Clay model with detailed value scale painting</p>  	<p><b>D&amp;T</b></p> <p><b>Textiles</b> Waistcoats</p>	<p><b>ART</b></p> <p><b>Artist appreciation &amp; Painting</b> Drew Brophy study – Create a watercolour painting of a tsunami (A5)</p>  <p><b>Sketching</b> Use shading purposefully in a piece of optical illusion art. Subject – tornado (A5)</p>  <p><b>Collage</b> Create a collage that focuses on form</p> 	<p><b>ART</b></p> <p><b>Sketching</b> Use zentangle patterns stylistically in a piece focused around Islamic architecture</p>  <p><b>Printing</b> Produce a radial stamp of a mandala inspired design</p> 	<p><b>D&amp;T</b></p> <p><b>Electrical Systems</b> Steady hand game</p>
--------	--	--	---	--	---	---

Standalone activities








Faux Stained Glass Windows




Painted Paper Art



Painted Paper Art



Painted Paper Art



KEITH HARING ART FOR KIDS



