




Year 2 English Homework: Due in Monday 29th September 2025

Part 1 – **Must:** On Tuesday, we started looking at homophones and how we use them in sentences. We explored pairs of homophones and explained what each word meant. Homophones are words that sound the same but have different meanings. Firstly, please circle the matching pair of homophones in the pictures below. You may want to use colours or draw different shapes to show the pairs. **The example I have circled is (see/sea)** Secondly, please read each sentence on the right and circle the correct homophone. Use the pictures on the right to help you with identifying which homophone to use.



Homophones

Homophones are words that sound the same but have different meanings. For example, 'I'  and 'eye' .

Learning Outcome: To recognise and use common homophones correctly in writing.

Task: Underline the correct homophone in each sentence.

My mum went to / two the shop.



I saw a brown bear / bare at the zoo.



There was a boat on the sea / see.



I had to / two pens in my bag.



It was a dark night / knight.



The sun / son was very hot.



The little boy blue / blew bubbles.



"Come here / hear," said the policeman.



The night / knight had a blue shield.



The tree's branches were bare / bear.



I can sea / see a helicopter.



My sister was stung by a be / bee.



Part 2 – **Should:** Please complete the reading comprehension task below. We have just started to explore the importance of drawing inferences when answering comprehension questions every Friday. For this task, please read the short text all about toast and answer the four questions. To help you when completing a comprehension task, underline or highlight words or clues in the text which will help you to answer the different questions.

Toast

- 9 I like to have plum jam on my toast.
19 My gran has a little speck of butter on her
20 toast.
29 My sister likes to cut the crusts off her
30 toast.
38 Grandad has fresh eggs and ham on his
39 toast.
48 Mum and Dad do not like toast. They like
49 muffins.
57 Brent has jam and crisps on his toast.
58 Yuck!
67 I still think that plum jam is the best.



Read Together Quick Questions



1. What does Gran have on her toast? Tick one.

- ☐ jam
☐ butter
☐ crisps



2. Do you think that the author would like to have jam and crisps on their toast?



3. Which word rhymes with toast? Tick one.

- ☐ crust
☐ coast
☐ twist




4. What would you like to have on your toast the next time that you eat it?

Part 3 – **Spellings**: Please learn the spellings below. As you did last year, please complete the practice sheet below and write sentences for **the four words in green**. Each Spelling Test will take place every Thursday morning, so ensure your child knows the spellings below. Finally, complete the spelling task below by writing in the missing spelling word in each sentence. **(On the next page)**

Look, Say, Cover, Write and Check!

Year 2 Spellings week beginning – I

– sound s spelt **c** before **e i** and **y**

	look 	say 	cover	write	check
ice					
race					
cell					
city					
fancy					
face					
space					
spicy					
circle					
bicycle					

Please learn to spell these words using look – say – cover- write – check. Write the word in each column as you do each part. Practise as regularly as you can.

Using your spelling words, can you fill in the missing gaps?

1. The boy sprinted very quickly in the _ _ _ _.
2. "I can't wait to go to the _ _ _ _ _ dress party!" shouted the girl.
3. A _ _ _ _ _ is a type of 2D shape.
4. "Would you like _ _ _ in your drink?" asked mum.
5. We must remember to leave a finger _ _ _ _ _ between each word.
6. London is the capital _ _ _ _ of England.
7. I enjoy riding my _ _ _ _ _ _ _ through the park.
8. "You have toothpaste on your _ _ _ _", said dad.
9. The Peri Peri Chicken was quite _ _ _ _ _ at school on Tuesday.
10. The robber was put into a _ _ _ _ in prison.

ice

race

cell

city

fancy

face

space

spicy

circle

bicycle