



Adventures in Faith

Road to Emmaus

Hi families,

Welcome to our 'Adventures in Faith' resource - Road to Emmaus.

This links to our Adventures in Faith - Road to Emmaus clip on the Youtube channel so do head on down there and check it out.

<https://www.youtube.com/channel/UCe3BIPwldoXgGCKl7Fi4Ibw>

I'd love to hear your feedback, stories and see anything that the children have made.

Sharon



Connection

Do you like jigsaw puzzles or mystery stories? Do you enjoy it seeing it all come together to make the finished story or picture? Do you enjoy dressing up in a disguise and pretending to be someone else as Scorch did?



Tell the story

The story is taken from Luke chapter 24. You can find this together in your Bible or tell it from a picture Bible.

We are focussing on the story of 'the road to Emmaus' as found in verses 13-35 but reading the whole chapter helps to keep it in contact with the resurrection story.

Explore the story

What do you notice in this story? What can you discuss?

Why do you think the the 2 were leaving Jerusalem when there was talk of Jesus' resurrection? Do you think they believe the stories? What did they feel about Jesus death?

Reflection



There are two aspects that were mentioned in the video that we can reflect upon.

Firstly, many times in our lives we too can feel that we are alone and maybe even disappointed with how things are (as the two clearly were about Jesus' death). Just as Jesus was with and alongside the 2 on the road even when they were unaware of it, Jesus is with us even when we too are not aware of it. He promises to never leave us or forsake us. (Hebrews 13:5b)

Secondly, reflect on what Jesus was telling them as He was walking them through the Old Testament and how it pointed to Him. How much do we understand about the 'big picture' of the Bible as it points to Jesus and salvation?

Faith in everyday life

Think about a situation now where you feel alone or disappointed, remind yourself that Jesus is with you, by His Spirit, and will never leave you. Does that change how you think about the situation?


As you go through 'life' this week, when 'home schooling', out for a walk, playing in the garden or eating your dinner, pause to remember that Jesus is with us and will help us and bring His peace, whenever we ask Him to.

Is there one aspect of Jesus that we focus on over the others that stops us from seeing the whole picture of who Jesus is? He is Lord, Holy, saviour, friend, brother, King, all in one. Is there one or two of these that focus on at the expense of others? What do we need to change?

Bring the aspects of Jesus to your mind during this week, when do you as a family, need to remember that He is your friend, that He forgives you, that He loves you, that He is Lord?


Prayer

- Make the 'show me Jesus' activity below and use it to pray that Jesus would help us to see who He is.
- Draw a picture of us at home or in our garden - what can we do to remind us that Jesus is with us? Draw him? Write His name or a symbol to remind us that He is with us? Thank Jesus that He is with us even though we can not see Him.
- Who else do we want to pray for that they know Jesus is with them at this time? Name them/ draw them/make them in play dough and ask Jesus to show them He is close to them.



Activities

- If you go out for a daily walk talk about the walk to Emmaus and how the two people felt. Be like Jesus and talk about the 'big picture' of the Bible and how the Old Testament points to there being a promised 'Messiah' someone who would make the way clear between people and God again.
- Talk about what it means to know Jesus with us but not to be able to see Him. Take time to 'listen' to God. What is He saying to you?



• Complete a maze (see below) There will be many 'dead ends' and living life can be a little like that as we seek to search our way through following Jesus.

• Cut up and hide the Bible verse maybe in a certain room or your garden, "God has said, "I will never leave you; I will never abandon you." Hebrews 13:3." Can they look and see and find the verse although it is hidden and then solve the muddle of the words to put it in the same order. If you have binoculars or a magnifying glass you may wish to print it a little smaller as they use these items to find/ see it.

• Play hide and seek - hide items around the room or garden and ask the children to find them - maybe give them a time limit to add to the excitement. As the items are found remind them that they were there before we just couldn't see them, they were hidden. It is like that with Jesus.

- Make the Jesus jigsaw puzzle - if you have younger children stick the printed out puzzle it to cardboard if you have it and cut it out for them. Help them to put it back together to show the full picture of Jesus life and who He is. Older children can do all of this themselves or make it for another to complete.



'Show me Jesus' prayer

As the friends on the road to Emmaus began to see who Jesus was, ask Jesus to show you who He is.



You will need a plain piece of paper, a wax candle (a little birthday candle will do) and something water based to 'wash' over with, such as water coloured paint, watered down paints or felt tip pens.

If you have a young child you may wish to prepare this, using the wax candle to 'write' the name Jesus on the paper.



With an older child support them to write this themselves across the paper.



You may then wish to add other words or symbols around the page.

Use the water coloured paint or watered down paint to brush over the top of the wax to create a 'wax resist' and show the wax writing below.

As you paint over the top pray that Jesus would show you who He is and what he is like and to help you to get to know Him.

As Jesus name is revealed thank Him that although we can't see Him that He is always with us.

Praise God that He will never leave us or abandon us.



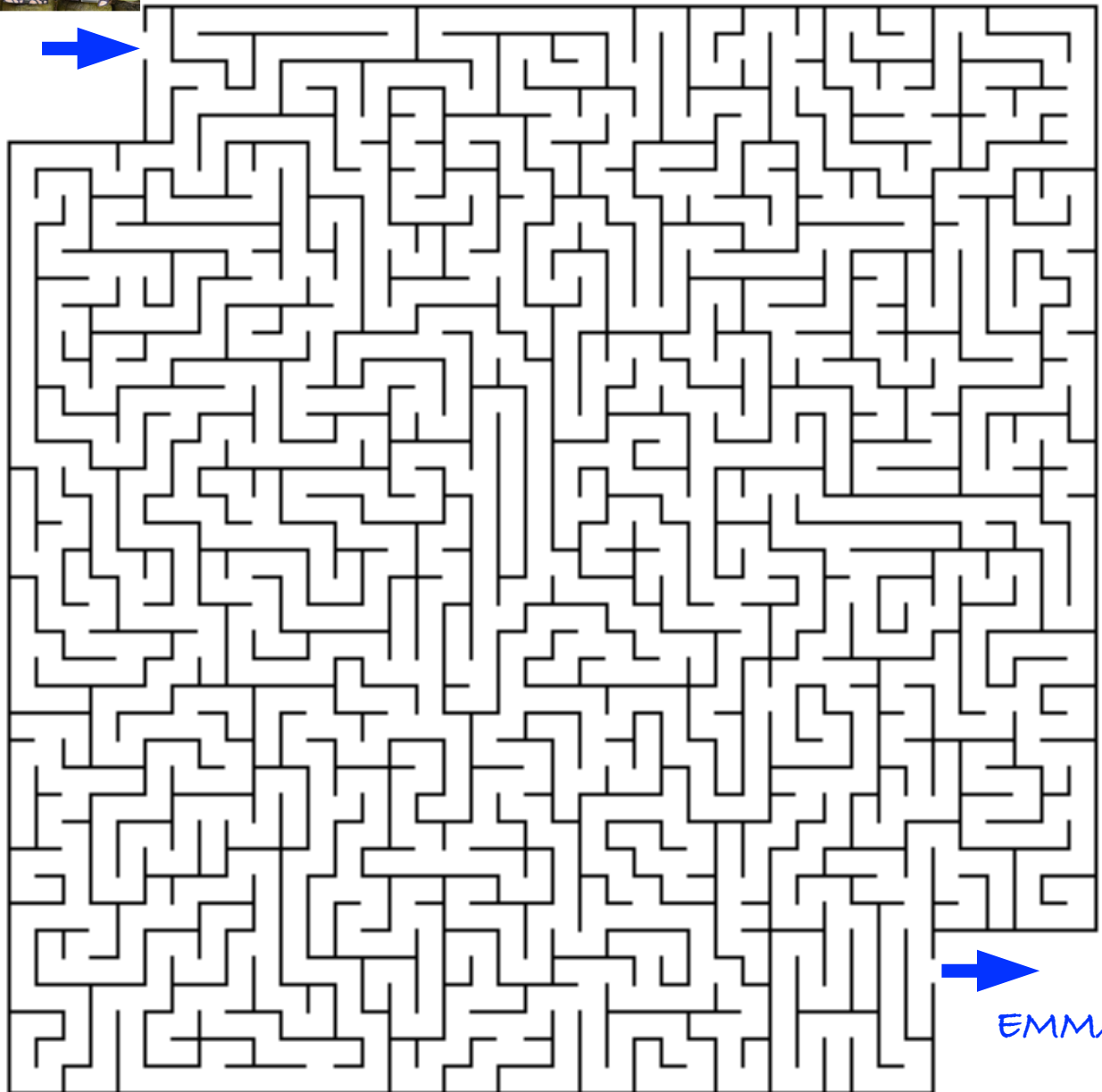
God has said, "I will never leave you; I will never abandon you."

Hebrews 13: 5 b

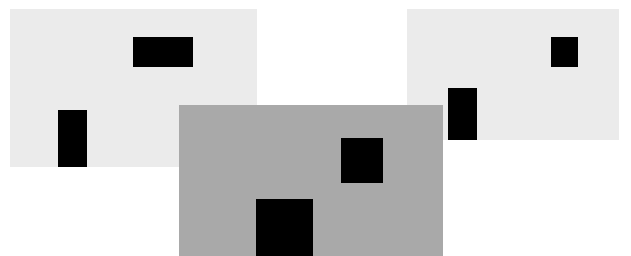
Who is Jesus jigsaw - stick onto card if you can, cut out and then reform the jigsaw to show all the big pictures of who Jesus is.



Take Jesus and the friends through the
maze to Emmaus.



EMMAUS



A verse to colour. Can you then cut up and hide the words, find them and put them back in the right order?

God has said,

"I will never

leave you;

I will never

abandon you."

Hebrews 13: 5



Email your feedback, pictures and stories
to Sharon

sleeson@sjbchurch.co.uk



**ST JOHN
THE BAPTIST
CHURCH**
LEICESTER