

# Remote Learning Guide

## MFL



**w.c 20<sup>th</sup> April 2026**

What is the remote learning guide?

Where students are unable to attend school due to, medical, or disciplinary reasons we will continue to provide resources to enable students to continue their education at home – we call this remote learning. We want to minimise the impact to your child’s education and therefore we have a plan to make sure learning can continue when they are unable to attend school.

We will be providing all teaching resources through Microsoft Teams. All students will be automatically placed in a Team for their classes in all subjects. Teachers will place all activities, including lessons and resources as files in these Teams. Pupils can access the Teams through their school email accounts. Teachers will also set homework and send messages to their pupils using MS Teams. All work will be available before the lesson is due to start.

You can see a summary of what is being taught each week through the remote learning guides that are shared on the school website every Friday. The guides are also shared with students on their year group’s MS Teams. Your child’s teachers will also be available via email to answer any questions or queries your child may have. The email address for the head of each department is also included within this guide if you need to contact them regarding any subject related issue.

Pupils are also regularly set tasks and can access resources using the following platforms:

- **GCSEPod** - <https://www.gcsepod.com/>
- **Bedrock learning** - <https://bedrocklearning.org/>
- **Seneca** - <https://senecalearning.com/en-GB/>
- **UpLearn** - [www.uplearn.co.uk](http://www.uplearn.co.uk)
- **Sparx Maths** - <https://sparxmaths.com/>

The following resources provide lessons created by the BBC and Department for Education that may be used with your children to extend their learning at school.

- **Oak National Academy** - <https://www.thenational.academy/>
- **BBC Bitesize Daily Lessons** - <https://www.bbc.co.uk/bitesize/dailylessons>

Studies show that reading for pleasure makes a big difference to children’s educational performance. We recognise that reading is vitally important to your child’s education. Please make sure your child reads approximately one book a week. Students may access online news resources using The Day - <https://theday.co.uk/> or they may borrow a book from the school library.

***Students record the passwords for these online resources in their school planner. If your child is unable to access the digital resources set by their teachers, please contact your child’s Year Manager or Year Coordinator or the school directly using this email address: [enquiry@holte.bham.sch.uk](mailto:enquiry@holte.bham.sch.uk)***

## Year 7

**Head of Department:**

**What is your child learning this term?**

**French: Dynamo 1 Module 3: Mon temps libre**

*1-Point de départ: talking about the weather*

*2: Tu es sportive*

*3: Qu'est ce que tu fais*

*4: Le sport dans les pays francophone*

*5: Tu aimes faire ça*

*6: Questions sur les vedettes*

**Spanish**

***¡Viva! 1 Módulo 3 : Mi insti***

***1: ¿Qué estudias?***



***2: ¿Te gustan las ciencias?***

***3: ¿Qué hay en tu insti?***

***4: Durante el recreo***

Class	Teacher	Lessons, including homework deadlines & resources
Y7FR	JJW	<p><b>Please make notes from the following lesson and complete the tasks</b></p> <p><b>Key learning points</b></p> <p>Family activities: plural indefinite article 'des</p> <p><b>Lesson outcome</b></p> <p>Lesson outcome I can use the indefinite article 'des' and the numbers 1-12 with plural nouns to say how many of something there is or there are.</p> <p><a href="#">Family activities: plural indefinite article 'des'   Oak National Academy</a></p> <p>Deadline: 26<sup>th</sup> April 2026</p>
Y7SP	SFB	<p><b>Please make notes from the following lesson and complete the tasks</b></p> <p><b>Key learning points</b></p>

		<p><b>Conversations: 'estar', 'ser', 'tener' singular persons</b>  <b>Lesson outcome</b></p> <p>Lesson outcome I can ask and answer questions using singular 'estar', 'ser' and 'tener' about things that I or someone else has.</p> <p><a href="#">Conversations: 'estar', 'ser', 'tener' singular persons   Oak National Academy</a></p> <p>Deadline: 26<sup>th</sup> April 2026</p>
--	--	--

<b>Year 8</b>	
<b>Head of Department:</b> Roxana Tapia	
<b>What is your child learning this term?</b>	
<b>Year 8 French</b> 	<p><b>Module 3- A loisir (Dynamo 2 Rouge)</b></p> <ul style="list-style-type: none"> <li>• <b>Point de départ</b> – Talking about celebrities, TV programmes and adjective agreement.</li> <li>• <b>Unité 1: Ma vie numérique</b> – Digital life and asking/answering questions.</li> <li>• <b>Unité 2: On va au cinéma ?</b> – Arranging to go out and buying cinema tickets.</li> <li>• <b>Unité 3: Quels sont tes loisirs ?</b> – Leisure activities and using negatives.</li> <li>• <b>Unités 4–5 (Skills)</b> – Shopping language, spotting synonyms, using three tenses when speaking/reading</li> </ul>
<b>Year 8 Spanish</b> 	<p><b>Module 3 - ¡A comer! (viva2)</b></p> <ul style="list-style-type: none"> <li>• <b>Unit 1 – ¿Qué te gusta comer?:</b> Saying what foods you like and expressing a range of opinions.</li> <li>• <b>Unit 2 – ¿Qué desayunas?:</b> Describing mealtimes and using negatives.</li> <li>• <b>Unit 3 – En el restaurante:</b> Ordering a meal and using <i>usted/ustedes</i>.</li> </ul>

- **Unit 4 – ¿Qué vamos a comprar?:** Discussing what to buy for a party and using the near future.
- **Unit 5 – ¡Fiesta!**: Giving an account of a party using three tenses together.

Class	Teacher	Lessons, including homework deadlines & resources
8FR		<p><b>Learning outcomes:</b></p> <p>I can use 'je vais' and 'il, elle va' with the preposition 'à' to say and understand where I and others go.  I can recognise and pronounce [ou].  <a href="#">Places in town: 'aller' 1st and 3rd persons singular, 'au' and 'à la' KS3   Y7 French Lesson Resources   Oak National Academy</a>  Homework: revise key vocab of the video in French and do the translation into English</p> <p>Deadline: 25/04/26</p>
8SP		<p><b>Key learning points:</b></p> <p>I can use singular persons of 'hacer' and question words to ask and answer information questions.  I can recognise and use the sounds [a] and [o] in Spanish.  <a href="#">What do you do? 'Hacer' singular persons, information questions KS3   Y7 Spanish Lesson Resources   Oak National Academy</a>  Homework: revise key vocab of the video in Spanish and do the translation into English</p> <p>Deadline: 25/04/26</p>

## Year 9

Head of Department: Ms Tapia

What is your child learning this term?

**Year 9 Spanish Option class** 

### Módulo 3: Mi gente, mi mundo

- Pupils will learn about different families
- To be able to describe people
- To be able to describe a photo
- To describe friendship and relationships
- To describe who you follow on social media
- To be able to describe their identity

### Useful Websites/Apps for MFL learning:

Oak Academy

SENECA

Wordwall

Duolingo

Babbel

The Language Gym


Language apps

GCSEPod

<https://www.lequipe.fr/>

<https://www.elmundo.e/>

Class	Teacher	Lessons, including deadlines & resources
9CSP1	SOR & SMH	<p>Lesson for this week: <b>Describing people in Spanish.</b></p> <p>Tasks: Make notes in your book of all key words/ phrases &amp; grammar points using the link below.</p> <p>Then complete the quiz at the bottom of the page.</p> <p><a href="https://www.bbc.co.uk/bitesize/articles/zkmwggwx">https://www.bbc.co.uk/bitesize/articles/zkmwggwx</a></p> <p>Homework: describe in your book in Spanish this picture :</p>

		<p><b>Look at the picture. Imagine this is your family. describe the following in Spanish:</b></p> <ul style="list-style-type: none"> <li>• ¿Quién está en la foto?</li> <li>• ¿Dónde están?</li> <li>• ¿Qué están haciendo?</li> </ul>  <p>Deadline: 24/04/26</p>
--	--	--

<b>Year 10</b>		
<b>Head of Department:</b>		
<b>What is your child learning this term?</b>		
<p><b>French- Module 5 – Continuing the Holidays Module for Spring 2 2026: Les vacances</b></p>		
<p>Talking about holidays and accommodation</p> <ul style="list-style-type: none"> <li>- Talking about your ideal holiday</li> <li>- Discussing what you can see and do on holiday</li> <li>- Talking about festivals</li> <li>- Reviewing and booking holiday accommodation</li> <li>- Talking about staycation activities</li> </ul>		
<p><b>Spanish - Module 5 – ¡A clase! Continuing the School Module for Spring 2 2026: A clase y mi insti</b></p>		
<ul style="list-style-type: none"> <li>• Talking about a typical day at school</li> <li>• Talking about your studies.</li> <li>• Talking about how you would change your school.</li> <li>• Talking about students and teachers at school</li> </ul>		
<b>Websites/x</b>		
<p>Language Gym, GCSEPod , Oak Academy , SENECA , ActiveLearn , Duo Lingo</p>		
<p>Parents can encourage students to access the relevant apps/websites and use the vocabulary and revision materials provided by the MFL department to embed key grammar and vocabulary structures.</p>		
<b>Class</b>	<b>Teacher</b>	<b>Lessons, including homework deadlines &amp; resources</b>
10FR	RIC JJW SMH FZA	<p><b>Please make notes from the following lesson and complete the tasks</b></p> <p><b>Des endroits touristiques : -ir verbs like 'venir', position of adjectives</b></p>

		<p>I can use adjectives before and after nouns with -ir verbs like venir to describe and justify visiting places in France.</p> <p>I can recognise, write and pronounce [ien], [e] and [ê/è]</p> <p><a href="#">Des endroits touristiques : -ir verbs like 'venir', position of adjectives   Oak National Academy</a> Deadline: 24/04/26</p>
10SP	RVT SOR SFB	<p>I can use common superlatives in the context of life at school.</p> <p>I can recognise, write and pronounce [ge], [gi] and [j].</p> <p><b>Visita de un instituto español: irregular superlatives 'el mejor', 'el peor'</b></p> <p><a href="#">Visita de un instituto español: irregular superlatives 'el mejor', 'el peor'   Oak National Academy</a> Deadline: 26/04/26</p>

<b>Year 11</b>
<b>Head of Department:</b> Miss Roxana Velasco-Tapia
<b>What is your child learning this term?</b>
<b><u>Y11 FRENCH &amp; SPANISH: REMOTE LEARNING</u></b>
<p><b>French- Module 8 Mes projets d'avenir c</b></p> <ul style="list-style-type: none"> <li>• Mon été de rêve</li> <li>• Mes passions et mon avenir</li> <li>• Express Mondial</li> </ul>

- Quelles sont tes compétences?
- Bien payé, mais fatigant!

### Spanish- Module 8 El futuro te espera

- Pioneros latinos
- Sueños y esperanzas
- A trabajar
- Un trabajo para todos
- Los lenguas te abran los puertos
- El trabajo antes, ahora...y mañana
- El futuro sin limites

### Websites/Apps:

Language Gym  
GCSEPod  
Oak Academy  
SENECA  
ActiveLearn  
Duo Lingo

Parents can encourage students to access the relevant apps/websites and also use the vocabulary and revision materials provided by the MFL department to embed key grammar and vocabulary structures.

Class	Teacher	Lessons, including homework deadlines & resources
<b>11AFR1</b>	MRS BENANI	<p><b><u>Photo description: Speaking exam preparation (Describing a photo FR)</u></b></p> <p>Open the link below, watch the video (section about describing a photo) and read through the tips. Make notes on any new vocabulary and grammar points in your books.</p> <p><u>Lesson: Contrôle écrit: photo description, essay and translation practice (Edexcel)   Oak National Academy</u></p> <p><b>Deadline: 24<sup>th</sup> April</b></p>
<b>11BFR1</b>	MRS CHIHA	
<b>11CFR1</b>	MR WELTER	
<b>11DFR1</b>	MRS CHIHA	
<b>11ASP1</b>	MISS VELASCO-TAPIA	<p><b><u>Photo description: Speaking exam preparation (Describing a photo SP)</u></b></p> <p>Open the link below, watch the video (section about describing a photo) and read through the tips. Make notes on any new vocabulary and grammar points in your books.</p> <p><u>Fiestas y costumbres: photo description, read aloud AQA KS4</u></p> <p><u>  Y10 Spanish Lesson Resources   Oak National Academy</u></p>
<b>11BSP1</b>	MRS RAZIK	
<b>11CSP1</b>	MISS HENRY	
<b>11DSP1</b>	MISS VELASCO-TAPIA	

		<b>Deadline: 24<sup>th</sup> April</b>
--	--	--