

























Year 2 English Homework: Due on Monday 23<sup>rd</sup> March 2026

Compound Words			
			
			
			
			
			
			

Part 1 – **Must**: Your first task this week is a revision task on some of the areas of SPaG which we have covered so far in Year 2. Task 1 is based on making Compound Words – Look at the example below reminding you what a compound word is. Circle the correct pictures to make the compound word and then write the word below. Task 2 (On the next page) is based on adding the suffixes -ing and -ed. (Double the consonant.) Think carefully when adding each suffix ending to the root word. Finally, match the contraction to the correct longer form word for activity 3. Again, look at the example on the next page to help you.

Please list the Compound Words you have made:

- 1.
- 2.
- 3.
- 4.
- 5.
- 6.

What is a compound word?

A compound word is two or more words used together to make a different word with its own meaning. This is sometimes called a **compound noun**.

Let's see an example:

rain + bow = rainbow



# Double Final Consonant

ed      ing

running

jog

tripped

Spelling Rule Doubling Final Consonant


# Contractions!

I am



I'm

SCRATCH GARDEN



**Directions:** Look at the strategy and the example. Then correctly add "ed" and "ing" to the other words in the list.

For a word that ends with one vowel and one consonant, you double the consonant then add *ed* or *ing*.

Example: stop, stopped or stopping

Base word	Add "ed"	Add "ing"
stop	stopped	stopping
rub		
trip		
hug		
spot		
hop		
nap		
tap		
whip		
wrap		
fan		
map		

do not      did not      it will

she will      he will      will not

can not      has not

twinkl

visit [twinkl.com.au](https://www.twinkl.com.au)



didn't      it'll      hasn't      can't

she'll      won't      he'll      don't

# Amelia Earhart

## Childhood

Amelia Earhart lived with her mother, father and her sister, Grace. The sisters liked to climb trees, hunt for rats and ride on sledges.

The Earhart sisters also wore bloomers rather than dresses. This was not common for girls at this time. Earhart enjoyed learning about women with interesting jobs that were usually only done by men.

## Flying

Amelia Earhart took up flying when she was just 23 years old. She bought her first plane in 1921. It was bright yellow and she named it 'The Canary' after the bird.

She got her licence to fly in 1923. She spent many years taking part in many trips and joint flights. She became the first woman to fly alone across the Atlantic Ocean in 1932.

## The Last Flight

Amelia Earhart began a trip to fly all the way around the world on 20<sup>th</sup> May 1937 with her guide called Fred Noonan. Earhart and Noonan tried to fly to Howland Island on 2<sup>nd</sup> July.

They sadly never made it to the island due to bad weather and low fuel. A lighthouse was built on Howland Island to remind people of Amelia Earhart and her adventures.



Amelia Earhart was born in July 1897 in the United States. She is well known for being the first female pilot to fly alone across the Atlantic Ocean.



Part 2 – **Should:** Please complete this comprehension task for the should part this week. You will find the reading and questions on this page. As part of our History learning on 'The History of Flight', the children enjoyed hearing about Amelia Earhart and why she was famous in the world of flying. Good luck!

## Questions

1. When was Amelia Earhart born? Tick **one**.

- July 1777
- July 1897
- July 1888

2. Who did Amelia Earhart live with? Tick **two**.

- mother and father
- brother
- sister

3. Draw **three** lines to match each year with the event.

1921

1923

1932

Amelia Earhart got her licence to fly.

Amelia Earhart was the first woman to fly alone across the Atlantic Ocean.

Amelia Earhart bought her first plane.

4. Who was Amelia Earhart's guide on her last flight?

\_\_\_\_\_

5. What was built on Howland Island to remind people of Amelia Earhart's adventures?



\_\_\_\_\_

Part 3 – **Challenge and Spellings** Please learn the spellings below. As you did last year, please complete the practice sheet below and write sentences for the **two words in green**. Each Spelling Test will take place every Thursday morning, so ensure your child knows the spellings below. There is an optional challenge task on the Year 2 Common Exception Words for this week attached for your child to complete if they wish. Thank you.

## Look, Say, Cover, Write and Check!

Year 2 Spellings

– Adding **-less** to make the word an adjective

	look 	say 	cover	write	check
helpless					
painless					
<b>fearless</b>					
<b>restless</b>					
endless					
spotless					

Please learn to spell these words using **look – say – cover- write – check**.

Write the word in each column as you do each part. Practise as regularly as you **can**.

## Spelling Sentences:

1. I felt \_ \_ \_ \_ \_ when I dropped my ice cream and couldn't fix it.
2. Getting my ears pierced was totally \_ \_ \_ \_ \_ and fast.
3. The \_ \_ \_ \_ \_ girl jumped off the high diving board.
4. The children got \_ \_ \_ \_ \_ after sitting in the car for four hours.
5. I have an \_ \_ \_ \_ \_ supply of crayons for my drawing.
6. After cleaning all morning, my bedroom was \_ \_ \_ \_ \_!

# Common Exception Words

a n y b m f c h i j k p  
m w o u o r h t u v w a  
a d a s n d r e e g h i r  
n t m y e p i v s t u e  
y e y z y b s e e e g n  
i r h l m n t r q v s t  
a g a i n z m y c e e e s  
g h l m k l a b o n q r  
m r f r w x s o a b c d  
e f g s i j k d m n o p  
p e o p l e w y z a b  
c l o t h e s j k l m n

any  
many  
clothes  
busy  
people

water  
again  
half  
money  
Mr

Mrs  
parents  
Christmas  
everybody  
even