


Our learning in Reception: Summer 1, 2025

Do all things grow and change?

Personal, Social and Emotional Development

Relationships:

- how to make friends and solve friendship problems
- show respect and help others feel part of a group
- know how to help ourselves if we feel upset
- know what makes a good relationship




Possible lines of enquiry/interest

Artist: Eric Carle



Farm animals




Lifecycle of a chick



“Do all things grow and change?”

- Name farm animals and their babies
- How farming has changes over time
- Compare how the countryside is different to Leicester City
- Describe a familiar route to the local library and back
- Lifecycle of a chick
- Name: grass, tree, plant, flower, bush, weeds




Physical Development

- Use different parts of my body to create movements
- Create a sequence of movements to form a dance
- Negotiate space and change direction
- Use scissors, cutlery, brushes, small hammers, rollers and cutters




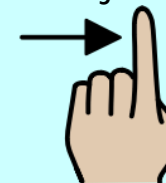

Communication and Language

- Asking questions and having conversations
- Telling stories and learning new words
- Retelling familiar stories






Literacy

- Stories have a beginning, middle and end
- Learn what speech bubbles are and what they are used for
- What we mean by “how” and the different uses of the word
- Form letters correctly and use finger spaces
- Sequence stories using pictures or captions



Stories we will read...



Mathematics

- Using a 10's frame for subitising
- Showing 10 in different ways
- Understanding that a 'whole' is made up of different parts
- Ordinarily – understanding the order of numbers to 10



Shape

- Explore 2d shapes and how to manipulate them to fill a given space
- Use positional language to explain the location of shapes
- Recognise more complex patterns



Understanding the world

- Name farm animals and their babies, know where they live and what they eat
- Go on a walk and then create directions for the route
- Observe real chicks as they hatch and talk about what I see
- learn about the lifecycle of a chick and be able to talk about the different stages



Expressive Arts and Design

- Select different colours to use for a purpose
- Evaluate our work and know we can make changes to our work as we go along
- Explore words to describe texture: **rough, fluffy, crunchy, fuzzy, velvet**
- Learn about illustrator artist: Eric Carle
- Recreate the style of Eric Carle using collage techniques

