




## Progression in sentence structure and punctuation

Aspect	EYFS	Y1	Y2	Y3	Y4	Y5	Y6
Writing simple sentences	write simple sentences which can be read by themselves and others	combine words to make sentences					
Joining sentences using coordination		Join clauses using 'and'	Join clauses using co-ordination FANBOYS				Use semi-colons or colons to mark the boundary between independent clauses
Adding further information to sentences using subordination			Use subordination ( <i>when, if, that, because</i> )	Use conjunctions to say ' <b>when</b> , where and how'	Move some subordinate clauses to the beginning of sentences	Use relative clauses to add information about the noun e.g. who, which, where, when, whose, that or an omitted pronoun. Some can be inserted using parenthesis e.g. using commas, brackets or dashes	Use semi-colons or colons to mark the boundary between independent clauses
				Extend the range of sentences with more than one clause using a wider range of conjunctions including <i>when, if, because, although</i>			
Changing sentence structure			Write: Statements Questions Commands Exclamations				

## Progression in sentence structure and punctuation

<p><b>Punctuation</b></p>		<p>Introduce full-stops, capital letters, exclamation marks &amp; question marks</p> <p>Use capital letters for 'I', names, place names, days</p>	<p>Use commas in a list</p> <p>Use apostrophes for singular possession &amp; contraction</p>	<p>Introduce speech marks</p>	<p>Use commas after fronted adverbials</p> <p>Use speech marks and commas to separate the reporting clause</p> <p>Use apostrophes for plural possession</p>	<p>Use commas, brackets or dashes to indicate parenthesis</p> <p>Use commas to clarify meaning or to avoid ambiguity (e.g. to separate clauses)</p>	<p>Use semi-colons and colons or a dash to separate independent clauses</p> <p>Punctuate bullet points consistently</p> <p>Use hyphens to avoid ambiguity e.g. between 2 adjectives</p>
---------------------------	--	---	--	-------------------------------	---	---	---

## Progression in sentence structure and punctuation