

## Thursday 5<sup>th</sup> February 2026 Year Three Homework

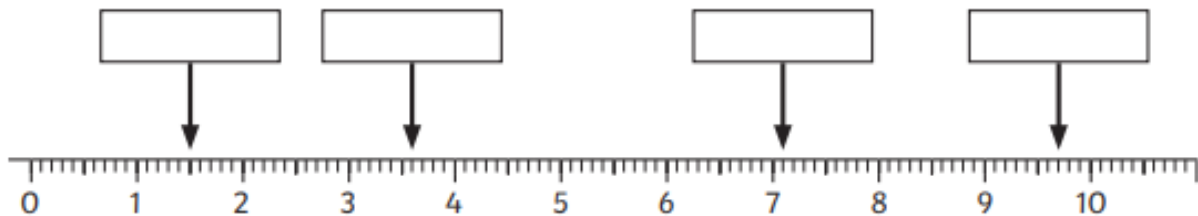
Maths	This week we have been learning how to measure in cm and mm. The children know that there are 10mm in 1cm and can use this knowledge to understand that 34mm= 3cm and 4mm.
Arithmetic Test- Tuesday	This test will be a mix of three-digit addition and subtraction.
Spelling Test- Thursday	This spelling test will be on words which sound like they are spelt 'ai'/'ay' but actually spelt 'ei'.
English	The children have been learning about adverbs. They know that an adverb describes an action, they also understand that not all adverbs end with 'ly'.

Must-

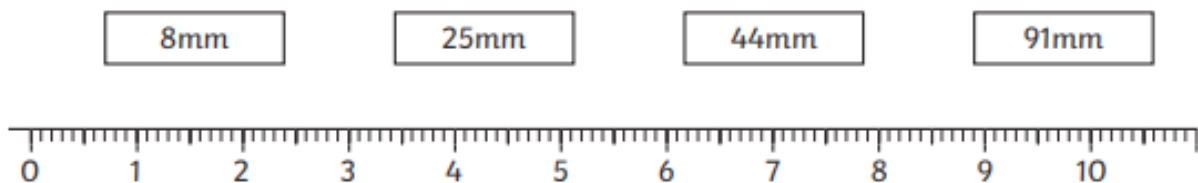
## Centimetres and Millimetres

To measure lengths in centimetres and millimetres using mixed units and simple equivalents.

1) Write the missing measurements in centimetres and millimetres.



2) Draw an arrow to show the position of each measurement in millimetres.



3) Match the equivalent measurements.

mm and cm
2cm and 5mm
5cm and 1mm
1cm
3cm and 6mm

cm
10mm
36mm
25mm
51mm

Could

$482 + 276 =$

$372 - 268 =$

$8 \times 9 =$

A blank coordinate grid with x and y axes ranging from 0 to 10. The grid is used for plotting the graph of the function  $y = \frac{1}{2}x^2$ .

$48 \div 4 =$

[illegible]

$32 \times 3 =$

A 10x5 grid is shown. A rectangle is drawn on the grid, starting from the 6th column and 3rd row, extending to the 10th column and 5th row. The rectangle is 4 units wide and 2 units high.

$94 \times 8 =$

A 10x5 grid is shown. A rectangle is drawn on the grid, starting from the 6th column and 3rd row, extending to the 10th column and 5th row. The rectangle is 4 units wide and 2 units high.

$$628 + 291 =$$

A 10x5 grid is shown. A rectangle is drawn on the grid, starting from the 6th column and 3rd row, and extending to the 10th column and 5th row. The rectangle is 4 units wide and 2 units high.

[illegible]

3 x 12 =

Musty

### What is an Adverb?

4. Complete the sentences below using the most suitable adverb.

A. Marjorie \_\_\_\_\_ missed the bus.

B. She got full marks on her test \_\_\_\_\_.

C. Bruce \_\_\_\_\_ ate the sweet, delicious cake.

D. Grandad had a long nap \_\_\_\_\_ dinner.

greedily

unfortunately

after

again



VF  
HW/Ext

5. Tick the box to show where the adverbs are in the sentences below.



A. Jordan accidentally split his cold glass of water.



B. The library is a great place to concentrate because it's always quiet.



VF  
HW/Ext

6. Unscramble the words to create a sentence by placing the underlined adverb at the end of the sentence.

finished

yesterday.

experiment

She

an

important

Which other adverbs could you use so that the sentence still makes sense?



AR  
HW/Ext

## Could

Extend these simple three-word sentences by adding adverbs, adjectives and further information to make them more interesting. The first one has been done for you.

1. An owl hooted.

An elegant, snow-white owl hooted loudly from high up in the trees.

2. A boy shouted.

---

---

3. My uncle sneezed.

---

---

4. The teacher talked.

---

---

5. A dog barked.

---

---



6. A bat swooped.

---

---

7. The sun shone.

---

---



8. The snake slithered.

---

---



## Spellings- Thursday 12<sup>th</sup> February 2026

	look 	say 	cove r	write	check
Abseil					
Beige					
Rein					
Reindeer					
Reins					
Sheikh					
Vein					
Veins					
Unveil					
Veil					

---