



Year 2 Curriculum Newsletter

Autumn Term 2024

Dear Parents & Carers,

Welcome to the first curriculum newsletter of the new school year. Here you will find details of the learning your children will be undertaking during the first term of the year, along with some other key information.

We're very excited to be welcoming your children into our Year 2 classes. They have adapted well to our new daily routines.

Doors will open at 8:35 and close at 8:45. We will start teaching promptly at 8:50, to avoid missing any learning we would appreciate you help in ensuring the children are in school on time.

PE & Games

Children will take part in the Daily Mile every day and have PE lessons on the following days:

Monday - Outdoor PE with Mr Sands

Thursday 1JJ and 1JW indoor PE

Friday - 1SS indoor PE

Children need to come to school in their PE kit on both PE days. Please can all items have your child's name in it.

Indoor kit - black plimsolls, plain black shorts and house coloured t shirt/white t-shirt

Outdoor kit - plain black sweatshirt, plain black tracksuit bottoms/leggings (shorts can be worn in the warmer weather) and trainers

We will be going outside for P.E all year. As the weather gets colder, please ensure your child has the correct kit.

Please ensure hair is tied back on PE days and earrings are either removed or covered with tape.

Year 2 Curriculum

Subject	Autumn 1	Autumn 2
Science	Everyday Materials	All about diet
History	How was school different in the past?	-
Geography	-	What is beyond our school gate?
Art	Who is Henri Matisse and Paul Klee?	-
DT	-	Design, make and evaluate a moving vehicle to take a small world person from place to place.
RE	Who is a Muslim and how do they live?	Why does Christmas matter to Christians?
PE	-Striking and Fielding Games -Footwork	- Jumping and Landing -Invasion Games
Computing	E-Safety/ We are Astronauts	E-Safety
Music	Rhythm and Pulse	Voice
Life Learning	Teams	It's my body

English

This term we will be sharing the picture book 'The Door' by Jihyeon Lee and writing our own adventure story about a journey into an imaginary world.

We will be looking at basic punctuation, using a range of past tense verbs and experimenting with different sentence types.

We will read a book called 'The Friendship Bench' by Wendy Medour and write our own narrative about friendship.

We will follow this with a non-chronological report about habitats and then after half term we will be writing a celebration story based on the book 'Binny's Diwali.'

We finish the term with the lovely story of 'The Christmas Star.'

Our reading for pleasure this half term will focus on stories by Marcus Pfister and Dr Seuss.

Maths

This term we are focusing on place value, number and calculation. In **Year 2** we will be partitioning numbers into tens and ones using base ten. We will be learning to count forward and back in steps of 2, 3 and 5 from 0 and in 10s from any number. We will be using symbols to compare numbers and say which are greater than, less than or equal to each other.

Year 2 Science

Everyday Materials

In this unit of work children will learn to:

- Know how new materials have helped solve problems
- Sort and classify materials
- Use suitable materials to build models

All about diet

In this unit of work children will learn to:

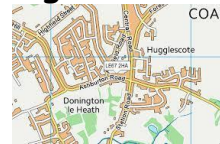
- Identify what a healthy, balanced diet consists of
- Describe ways to maintain health and care for our bodies through exercise
- Understand and carry out measurements which are useful for monitoring health

History – How was school different in the past?

In this half term children will begin to understand that although schools have been in the local area, they have not always been the same. The children will identify historical similarities and differences using a range of sources.

Geography – What is beyond our school gate?

After half term, we will learn basic geographical vocabulary learning about human features in our local area. We will devise a simple map and use and construct basic symbols in a key. We will learn how to use simple fieldwork and observational skills to study the geography of the surrounding area, including key human and physical features.



Art - Who is Henri Matisse and Paul Klee?

In art this term, we will be learning about colour! We will use a range of tools including collage to create art inspired by the artists Henri Matisse and Paul Klee. Children will be taught how to use colour washes; mixing tints and shades. We will learn about the primary colours and how to mix secondary colours. Children will investigate hot and cold colours and use printing with a range of materials.



DT - Moving Vehicles

In design and technology this term we will design, make and evaluate a moving vehicle. Children will learn to select from and use a range of tools and equipment to perform practical tasks and will draw and make a vehicle using a range of joining techniques considering the strength and stability of their final product.



Home Learning

- Numbots - online stories and games that work on subitising, basic addition and subtraction.
- Reading - We expect that the children read at least **4** times a week at home. The more your child reads the better as we aim to increase children's fluency and expression in reading this year.

Independence

Now the children have moved into Year 2 we will be actively encouraging them to develop their independence. Children will be supported to look after their own belongings - to help with this please can you make sure all items are named, and help in class to take on responsibilities. It has been wonderful to see how the children have taken on coming into school on their own; developing their confidence throughout the first two weeks of term.

Behaviour













Our behaviour policy of ready, respectful, safe continues.

We will also be using house points where we will reward children for their efforts and following the Hugglescote way. This will be used in class only as a reward system as we use Weduc for communicating with parents.

Reading

Reading is a huge priority for us here at Hugglescote; but particularly in KS1. Children will be given either a Little Wandle reading book to read at home or a banded reading book for their reading level and ability. The children need to have their yellow journal and reading book in school every day. Our reading will consist of phonics teaching graphemes, guided reading sessions and individual readers. **We are in need of parent helpers!** If you are available to help listen to children read on a weekly basis please let us know. Any help would be much appreciated.

In year two children will spend more time on their comprehension skills answering questions using 'VIPERS' within reciprocal reading lessons.

What are Reading Vipers?		How can I support my child with their reading comprehension at home?	
These are the key reading skills for children to be able read and comprehend a wide range of literary texts.		You could try one or more of these activities at home with your child when you hear them read at home.	
	<p>Vocabulary</p> <p>Looking at the choice of words that an author uses in a text.</p>		<p>Vocabulary</p> <p>Pick out two or three words from the text they have read and use the passage to discuss their meaning. Talk about other words that have the same meaning.</p>
	<p>Infer</p> <p>What is suggested but not said in the text? Read between the lines and find the 'hidden' meaning.</p>		<p>Infer</p> <p>Discuss a character's personality or feelings – ask your child "how do you know this?" See if they can spot something that is suggested but not said e.g. "the boy's hands were trembling" – we can infer that he might be nervous.</p>
	<p>Predict</p> <p>What might happen next based on what has happened in the text?</p>		<p>Predict</p> <p>At a relevant part, stop and encourage your child to make a prediction about what might happen next, based on what they know.</p>
	<p>Explain</p> <p>Explain their thoughts and opinions about a text.</p>		<p>Explain</p> <p>Ask your child whether they liked the book and why. What was their favourite part, or character and were there any parts they didn't like?</p>
	<p>Retrieve</p> <p>Retrieve information from the text to answer questions.</p>		<p>Retrieve</p> <p>See if your child can retrieve key information from the chapter you've read with them e.g. names/ details/ events.</p>
	<p>Sequence</p> <p>Putting the key events in order.</p>		<p>Sequence</p> <p>Can your child retell the story in order? See if they explain what happened at the beginning or end?</p>

Our relationship with you

Should you have any queries relating to your child, homework, or school, please do not hesitate to contact us via the home contact book, school office or Weduc. We will take every opportunity to speak with you as soon as possible - Please note though that we will be unable to reply to any messages sent at the weekend until the Monday. Messages sent in the evening may not get seen until the next day. If it is important and you need to speak to us, please contact the office. Thank you for your continued support with your child's learning.

Parents evening will be held on the 8th and 10th October.

Mrs Simons, Mrs James and Mrs Watson