

2Year 1 Homework

11th June 2026

| | |
|---|--|
| <p><u>Maths</u> Due in Wednesday</p> | <p>Must: Compare the numbers using $>$ $<$ and $=$. Should: Write the value of each coin. Could: Read each instruction in the box and use quarter and half turns to complete the activity.</p> |
| <p><u>Arithmetic Test</u> Tuesday</p> | <p>The children will be completing their end of year arithmetic assessment, so there will be no additional arithmetic test.</p> |
| <p><u>Spelling Test</u> Thursday</p> | <p>The children will be completing their end of year spelling test, so there will be no spelling test this week.</p> |
| <p><u>English</u> Due in Monday</p> | <p>Must: Read the sentence. Add the information to the picture. Should: Complete the sentences about the picture. You can use the words to help you. Then, write your own sentence about the picture. Could: In English, we are writing about a special friend. If your child has a picture of themselves with their special friend, please email it to the class enquires email so that it can be used in their final piece of writing!</p> |

Maths

Must: Compare the numbers using $>$ $<$ and $=$.

$10 \quad \square \quad 12 \qquad 38 \quad \square \quad 20$

$16 \quad \square \quad 10 \qquad 88 \quad \square \quad 91$

$4 + 1 \quad \square \quad 41 \qquad 7 + 7 \quad \square \quad 14$

$15 + 5 \quad \square \quad 16 \qquad 21 + 5 \quad \square \quad 25$

$5 + 5 \quad \square \quad 10 \qquad 50 + 8 \quad \square \quad 57$

$13 + 10 \quad \square \quad 23 \qquad 9 + 6 \quad \square \quad 16$

$16 + 4 \quad \square \quad 22 \qquad 31 + 3 \quad \square \quad 36$

Should: Write the value of each coin.



_____ p

_____ p

_____ p

_____ p



_____ p

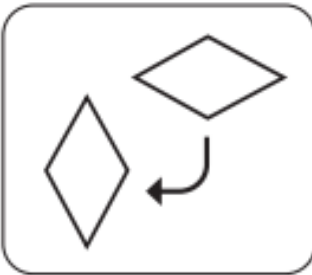

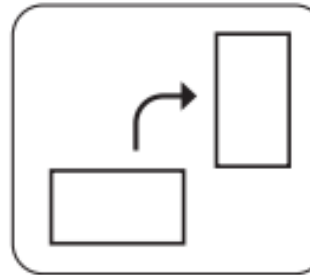
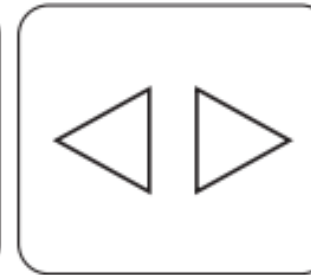
_____ p

£ _____



£ _____

Could: Read each instruction in the box and use quarter and half turns to complete the activity.

Describe the turns that these shapes have made. quarter half

| | | | |
|---|---|--|---|
|  |  |  |  |
| _____ turn | _____ turn | _____ turn | _____ turn |





Turn the shapes to finish the patterns.

| | |
|--|---|
|  |  |
|--|---|

Which word describes the turns? quarter half

The oval made _____ turns. The pentagon made _____ turns.



Turn the shapes to finish the picture.

| | | | | |
|---|----------------------|---|--|---|
|  | quarter |  |  |  |
| | half | oval | triangle | semicircle |

The oval makes a _____ turn.

The semicircle makes a _____ turn.

The triangle makes a _____ turn.

| | |
|---|---|
|  |  |
|---|---|

English

Must: Read the sentence. Add the information to the picture.

Paul has nine silver coins.



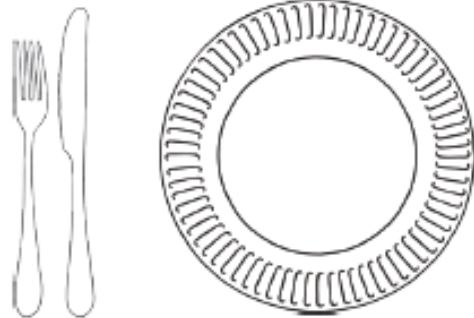
The witch waves her magic wand.



The clown is juggling three balls.



Kane is eating peas and chicken.



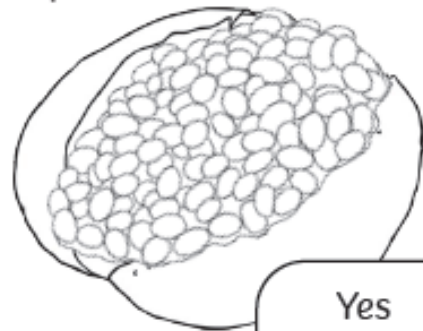
Read the sentence. Circle yes or no.

The thief is in prison.



Yes No

There are beans on the jacket potato.



Yes No

Should: Complete the sentences about the picture. You can use the words to help you. Then, write your own sentence about the picture.



ducklings fluffy pot water yellow

Here are _____.

One duckling _____.

One duckling is swimming _____.

Now, write your own sentence about this picture.

Could: In English, we are writing about a special friend. If your child has a picture of themselves with their special friend, please email it to the class enquires email so that it can be used in their final piece of writing!