


Year 2 English Homework: Due on Monday 27th April 2026

Part 1 – **Must:** Your first task this week is a revision activity on using a variety of different punctuation. We use punctuation in our sentences, whether it is to use a full stop at the end of a sentence, a comma to separate items in a list or a question mark when we are asking a question. Activity one asks you to read each sentence and tick the correct punctuation mark that is missing. For activity two, please fill in the person's name with an apostrophe and s to follow. These items belong to these people but they need completing. E.g. Felipe's football. (The football belongs to Felipe.)

<p>Full Stop</p>  <p>Shows the end of a sentence</p>	<p>Question Mark</p>  <p>Shows that a question is being asked</p>	<p>Comma</p>  <p>Joins two or more ideas in a sentence or separates items in a series</p>	<p>Exclamation Mark</p>  <p>Shows strong emphasis or strong emotion</p>	<p>Apostrophe</p>  <p>Used to show possession or for contraction of word.</p>
--	---	---	---	---


Missing Punctuation Marks					
Look at where each arrow is pointing. Which punctuation mark is missing?					
Stop it ↑ full stop	<input type="checkbox"/>	Where did Jacob go ↑	<input type="checkbox"/>	It isnt very warm today. ↑ comma	<input type="checkbox"/>
question mark	<input type="checkbox"/>	question mark	<input type="checkbox"/>	question mark	<input type="checkbox"/>
exclamation mark	<input type="checkbox"/>	exclamation mark	<input type="checkbox"/>	exclamation mark	<input type="checkbox"/>
comma	<input type="checkbox"/>	comma	<input type="checkbox"/>	apostrophe	<input type="checkbox"/>
How did you get here ↑	<input type="checkbox"/>	It is my birthday next week ↑	<input type="checkbox"/>	I need a pencil some paper and a calculator. ↑	<input type="checkbox"/>
apostrophe	<input type="checkbox"/>	full stop	<input type="checkbox"/>	full stop	<input type="checkbox"/>
question mark	<input type="checkbox"/>	question mark	<input type="checkbox"/>	question mark	<input type="checkbox"/>
exclamation mark	<input type="checkbox"/>	exclamation mark	<input type="checkbox"/>	exclamation mark	<input type="checkbox"/>
comma	<input type="checkbox"/>	comma	<input type="checkbox"/>	comma	<input type="checkbox"/>

1. Fill the gaps with the person's name with an apostrophe and s.




The dinosaur belongs to Sophia.

It is dinosaur.




The duck belongs to Ahmed.

It is duck.



The robot belongs to Mason.

It is robot.



The doll belongs to Ella.

It is doll.

Part 2 – **Should:** Please complete your weekly comprehension challenge. Read the *My Short Sunflower* poem and answer the questions on the sheet provided on the following page. If you need more space to write your answers, please write them straight into your homework book. Thank you.

My Short Sunflower

The first day of the project was here.
Last night, I was awake with excitement and fear.
“Who can grow the tallest sunflower?” said Mrs Finn.
I was up for the challenge and I wanted to win.

...

I chose a red pot and I wore gardening gloves.
I planted my seed with care and love.
Carefully, I covered it with soil from my spade.
I moved the pot so that it was out of the shade.

...

I gave her a name. I called her Val.
She became my friend, my buddy, my pal.
Every day, she would be fed
drops of water over her head.

...

It took ages to see the leaves sprout.
This made me angry. I started to shout,
“Val seems to be growing so slow.
How did Jack get his beanstalk to grow?”

...

My Short Sunflower

Does talking to plants help them grow tall?
I had nothing to lose. She was so small.
I read her a book, sang her a song.
We played a quiz. Lots of her answers were wrong.

...

Three months later, the stem had grown high,
green and waving towards the sky.
The petals were golden like the sun.
I felt happy. At this rate, I had won.

...

I brought beautiful Val into year one.
I felt confident. The challenge was done.
I looked around and my face began to fall.
She was the shortest sunflower of them all.

...



Questions

1. How long did it take for the sunflower to grow fully? Tick one

- three days
- three weeks
- three months
- three years

2. Draw **three** lines and match each question to its answer.

What year group was the child in?

Mrs Finn

What did the child call the sunflower?

Val

Who set the sunflower challenge?

one

3. Number the events from 1-3 to show the order that they happen in the poem.

- The child read the sunflower a book.
- The child planted a seed.
- The child moved the pot out of the shade.

4. Fill in the missing word.

It took ages to see the leaves _____.



5. Find and copy one word which shows that there was a small amount of water given to the sunflower.

Part 3 – **Challenge and Spellings**: Please learn the spellings below. As you did last year, please complete the practice sheet below and write sentences for the **two words in green**. Each Spelling Test will take place every Thursday morning, so ensure your child knows the spellings below. There is an optional spelling activity for this week attached for your child to complete if they wish. Thank you.

Look, Say, Cover, Write and Check!

Year 2 Spellings

– The /o/ sound spelt 'a' after w and qu.

	look 	say 	cover	write	check
watch					
wash					
wand					
swan					
wasp					
squash					

Please learn to spell these words using **look – say – cover- write – check.**

Write the word in each column as you do each part. Practise as regularly as you can.

Spelling Sentences:

1. He wears a blue _ _ _ _ _ to know the time.
2. Please _ _ _ _ your hands before dinner.
3. The fairy waved her sparkly _ _ _ _ and turned the pumpkin into a coach.
4. The white _ _ _ _ swam gracefully across the lake.
5. Be careful not to get stung by that _ _ _ _!
6. Please don't _ _ _ _ _ your sandwich.

Year 2 Spelling Words

C R C U W A N D S M M W Q Z W F D N
N N O E J B W N Q O G P U P W C J Z
X A W S Y Y L H U H K Z A A O Q F C
S W T A U N G M A I J D L N J K D G
Q A R N S L U K S V P Z I W P X G D
Y R S L O H R J H I A H T A V N B E
Q D F A G Q S J D E P F Y T X E L Q
K F H T K G W Z Z P Y C P C S H F D
P L F X H Q U A N T I T Y H W G Z E
M X L S M X E V S D Q U N G A G K Z
T N Y F N D H E Z P H J I B N E R O
F K B I A P O Q V W N W A N D E R P

Find the following words in the puzzle.

Words are hidden → ↓ and ↘ .

QUANTITY
QUALITY
SQUASH
WANDER

WATCH
AWARD
WASH
WAND

SWAN
WASP