



# Adventures in Faith

## Easter

Hi families,

Welcome to our 'Adventures in Faith' resource - Easter Sunday.

This links to our Good Friday and Easter Sunday clips on the Youtube channel so do head on down there and check it out.

<https://www.youtube.com/channel/UCe3BIPWidoxgGCKL7Fi4Ibw>



I'd love to hear your feedback, stories and see anything that the children have made.

Sharon

### Connection

Easter - what's your favourite bit?? Easter eggs? Why do we have them? They link to the Easter story.

### Tell the story

The story is taken from Matthew chapter 27 & 28. You can find this together in your Bible or tell it from a picture Bible.

The Easter story is in several parts so you can read the narrative through to feel the flow of events or take one aspect at a time.

The activities below related specifically to the crucifixion and resurrection at the end of Matthew chapter 27 and the beginning of chapter 28.

### Explore the story

What do you notice in this story? What can you discuss?

Crucifixion - who wanted Jesus killed? Was it everyone? Was it fair? What had Jesus done wrong to mean He deserved to die? Do you think Jesus had the power to get down off the cross or could Father God have said Him? If so why didn't He get down or God save Him? Why did the Romans place a large stone in front of the tomb? What were they worried about?

Resurrection - How do you think the disciples were feeling after Jesus' death? How would the women be feeling on the way to the tomb to anoint Jesus body? What would they have thought when they saw the stone had been moved... when they saw the angel...when they met Jesus? What does it mean that Jesus came back alive? How does this link to the Easter egg? Like the stone / or empty tomb?

### Reflection

Crucifixion - Jesus chose willingly to die knowing that He was paying the price for all our sin.

Reflect on His love for us that He would be willing to suffer, that we might be forgiven and have a relationship with Father God. How does that make us feel about the 'naughty' things we do?

Resurrection - as Jesus died an innocent man He paid the price of sin, death therefore had no hold on Him and He rose again in power. This means that not only are we forgiven but we can know God's power in our lives particular as we commit to follow and live for Him.

## Prayer




- Make a crown out of card or paper and fix together to go on your child's head. Stick the pictures representing the various part of the story to the crown and as you do say a prayer. (see below)
- Decorate a tissue box (or any small box). Stick a cross on the top and make a small slot. Remember that because of Jesus death we are forgiven. Ask God to show you the things that we do that displease Him. Write or draw them on some paper (or say them) and 'post' it through the cross, say thank you as you realise it is forgiven.
- As you eat your Easter egg remind yourself that the tomb was empty - take a hollow egg and shout Alleluia, He is risen and smash it to reveal an empty egg. Say thank to God that He has power over death and over everything.



## Activities




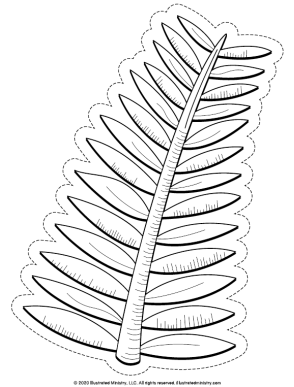
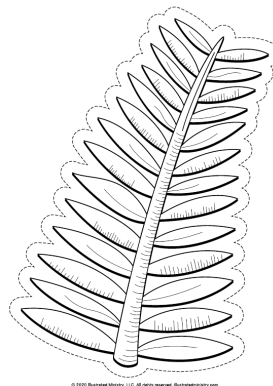
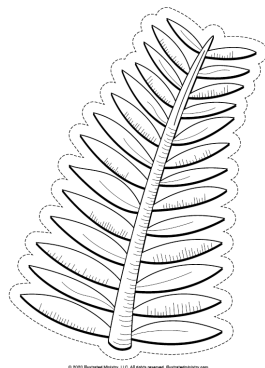

- Act out the story using items from your house as props and clothing
- Colour or make an Alleluia poster and put it on your window for others to enjoy - this year Illustrated Faith are giving these posters for free - <https://illustratedfaith.co.uk/Easter2020>
- Complete a word search or maze (see below)
- Complete a scavenger hunt after reading the story - as you find each item recap where it fits in the story
- make a finger puzzle - see below
- Make an Easter garden, using Lego, recycling or gardening items.



## Faith in everyday life

- As you do 'life' together this week look for moments of discord and upset. As we forgive one another also practise saying 'sorry' to God and thanking Him for His forgiveness through the cross.
- Look for moments of difficulty or despair - remember that Jesus conquered death - He can beat anything!! - Ask God for the faith, power, patience etc that you need in that situation - remember that God can give it - He is Alive!!

- In the Palm Sunday edition we talked about making a crown and using it to pray as we glued the items on it. If you have this then you may like to add the relevant Good Friday and Easter Sunday pictures to it. If not they are all here for you to colour cut and make a new crown.



# RESURRECTION *Scavenger* HUNT

---

- Something White - Represents the Purity of God
- Something Black - Represents Sin
- Bread - Jesus Broke this & Shared it with His Disciples
- Coins - Judas Betrayed Jesus in Exchange for Money
- Thorns - Represents Crown of Thorns on Jesus' head
- Perfume - Poured out on Jesus' Feet
- Two Pieces of Wood / Sticks - Represents the Cross
- Nails - What Secured Jesus to the Cross
- Something Sour - What Jesus was Given to Drink
- Something Red - Represents Jesus' Blood
- Something Torn - The Veil in the Temple Split in Two
- Spices - Used to Prepare Jesus' Body for Burial
- A Rock - Represents the Tomb
- 3 of Something - Represents the # of Days in the Tomb
- Something Empty - He Has Risen!
- White Cloth - All that Remained in the Tomb
- Something New - The Old Things have Passed Away!

*For there is one God, and one mediator between God and men,  
the man Christ Jesus - 1 Timothy 2:5*

HomeSweetRoad.com

# KIDS EASTER WORD SEARCH

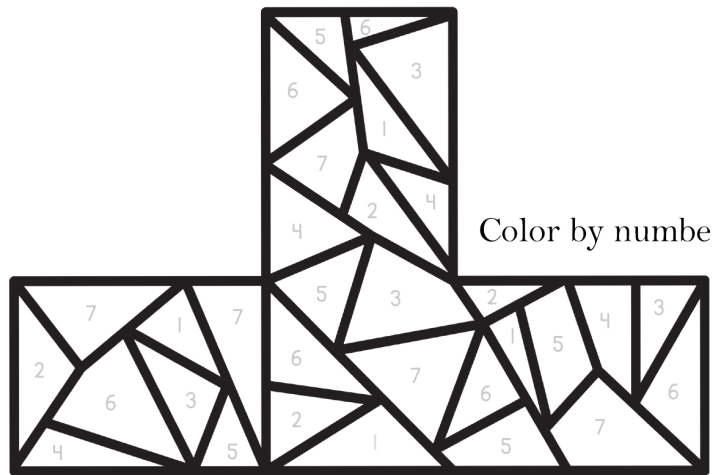
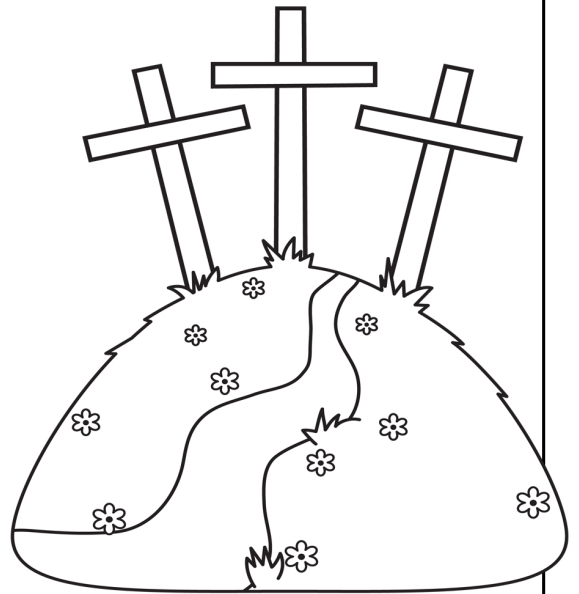

S I N S O X R E S U R R E C T I O N G  
 P R R E M E M B E R A S U N D A Y S X  
 P A S S O V E R G A L S H S P I R I T  
 R F A J F O M X V F M I D Y K R H C I  
 O G U E Q Y D Z S A I P L O V E G H X  
 M V K S E G D K A T G T O M B I O R Z  
 A S L U Z H O M C H H U R D X A O I S  
 N M A S O N L D R E T H D G K C D S K  
 S I A V I F I F I R Y O P D I A F T M  
 M U P R P Q V O F U Q L I F N L R S B  
 B A L S Y E I R I C W Y S S G I I D S  
 V C E I Q Z N E C I R S V A Y V D C A  
 Y R N P W P G V E K K O Y P V E A M L  
 U O T E A S T E R M M P W E H I Y G V  
 H S T H C A T R U G D E H N D K O D A  
 D S Y C O P Y S H X F R I S E N H R T  
 F W A X G R C R U C I F I X I O N S I  
 Q L A M B N N P F A S T I N G I F I O  
 E K X S E L A S T S U P P E R K Q P N

FATHER  
 SPIRIT  
 HOLY  
 CHRIST  
 CROWN  
 THORNS  
 ROMANS  
 SACRIFICE  
 SINS  
 LIVING  
 TOMB  
 ALIVE

LORD  
 GOD  
 CRUCIFIXION  
 SON  
 FOREVER  
 SALVATION  
 SAVIOR  
 LAMB  
 LOVE  
 JESUS  
 EASTER  
 CROSS

RESURRECTION  
 ALMIGHTY  
 MARY  
 FASTING  
 GOOD FRIDAY  
 SUNDAY  
 LENT  
 LAST SUPPER  
 PASSOVER  
 RISEN  
 REMEMBER  
 KING

# Easter Cross Maze




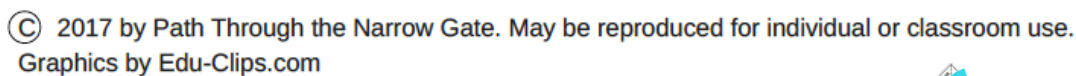
Color by number:

- 1 = red
- 2 = orange
- 3 = yellow
- 4 = green
- 5 = blue
- 6 = purple
- 7 = pink



Easter  
cross





3. Fold in half the other direction. Unfold.

2. With picture side up, fold square in half. Unfold.

1. Cut out the square along the outer lines. Do not cut any inside lines.

4. Flip paper over, picture side down. Fold the corners up and toward the center.

5. Flip the page over again so that the word side is up.

6. Fold the corners up to the center of the square.

7. You will now have a square with pictures up. Fold square in half.

8. Fold rectangle in half.

9. You should have a tiny square. Unfold until you have 8 pictures looking up at you again.

10. Place your fingers under each of the flags in the back and "scrunch" the four corners up in the center until they meet.

11. After the corners are lifted to the center, you should see this image, but 3-D. You are done!

Copyright 2016, Path Through the Narrow Gate.



# CHILDREN AND FAMILIES' RESOURCES

Email your feedback, pictures and stories  
to Sharon

[sleeson@sjbchurch.co.uk](mailto:sleeson@sjbchurch.co.uk)



**ST JOHN  
THE BAPTIST  
CHURCH**  
LEICESTER