

Remote Learning Guide

Music



w.c Monday 27th April 2026

What is the remote learning guide?

Where students are unable to attend school due to, medical, or disciplinary reasons we will continue to provide resources to enable students to continue their education at home – we

call this remote learning. We want to minimise the impact to your child's education and therefore we have a plan to make sure learning can continue when they are unable to attend school.

We will be providing all teaching resources through Microsoft Teams. All students will be automatically placed in a Team for their classes in all subjects. Teachers will place all activities, including lessons and resources as files in these Teams. Pupils can access the Teams through their school email accounts. Teachers will also set homework and send messages to their pupils using MS Teams. All work will be available before the lesson is due to start.

You can see a summary of what is being taught each week through the remote learning guides that are shared on the school website every Friday. The guides are also shared with students on their year group's MS Teams. Your child's teachers will also be available via email to answer any questions or queries your child may have. The email address for the head of each department is also included within this guide if you need to contact them regarding any subject related issue.

Pupils are also regularly set tasks and can access resources using the following platforms:

- **GCSEPod** - <https://www.gcsepod.com/>
- **Bedrock learning** - <https://bedrocklearning.org/>
- **Seneca** - <https://senecalearning.com/en-GB/>
- **UpLearn** - www.uplearn.co.uk
- **Sparx Maths** - <https://sparxmaths.com/>

The following resources provide lessons created by the BBC and Department for Education that may be used with your children to extend their learning at school.

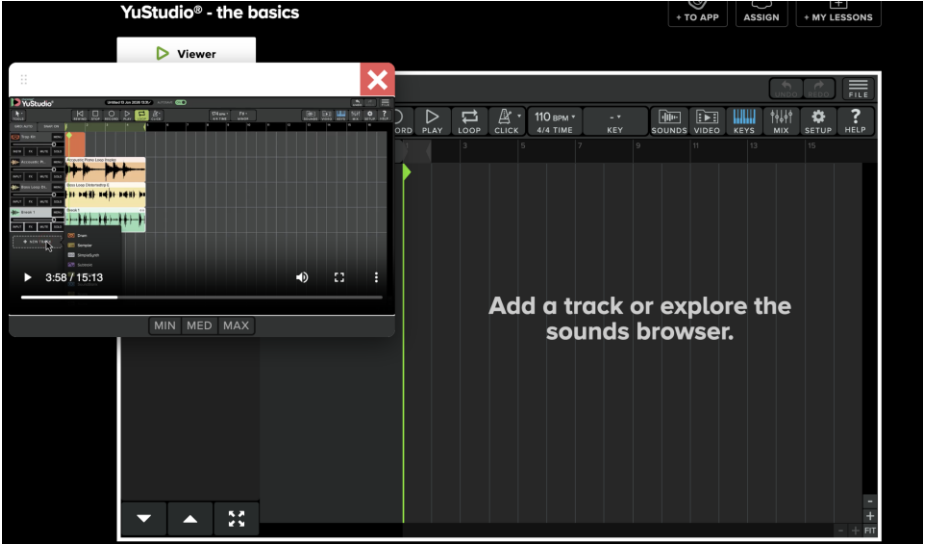
- **Oak National Academy** - <https://www.thenational.academy/>
- **BBC Bitesize Daily Lessons** - <https://www.bbc.co.uk/bitesize/dailylessons>

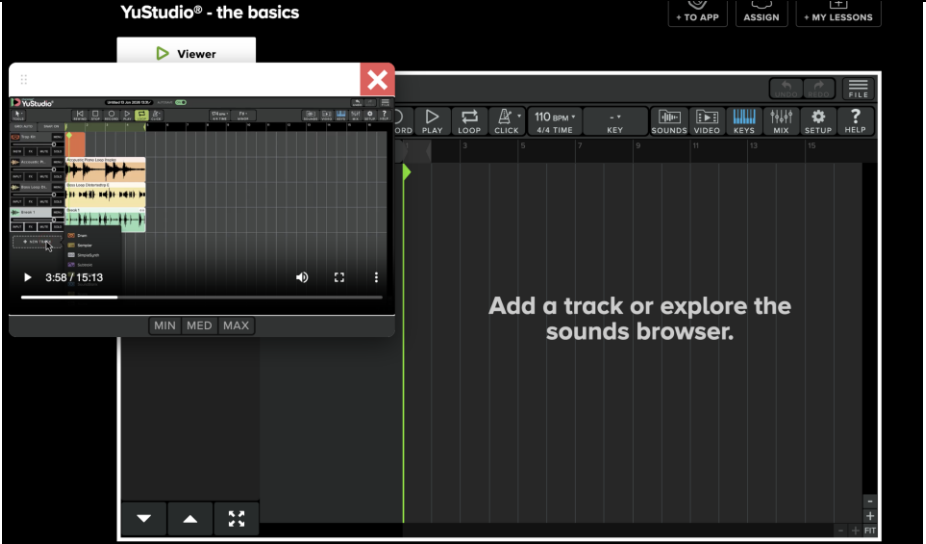
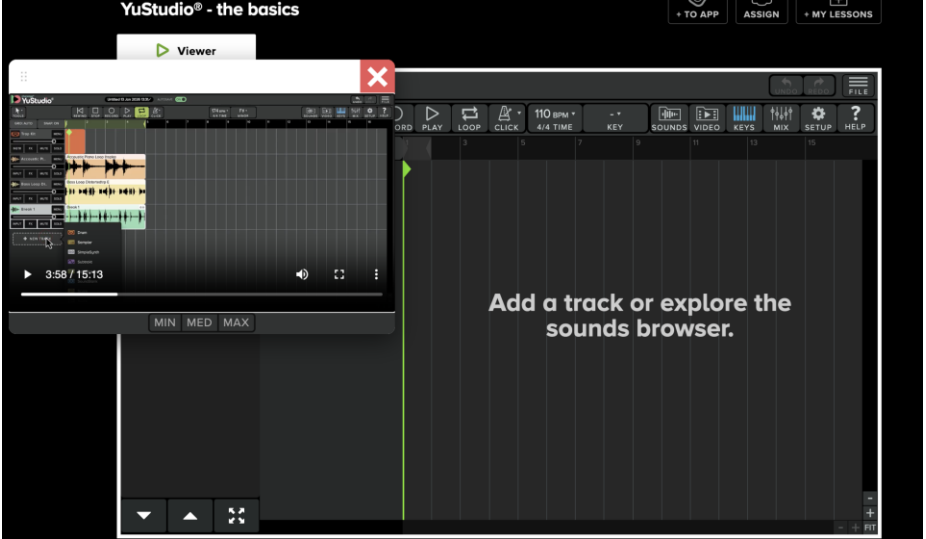
Studies show that reading for pleasure makes a big difference to children's educational performance. We recognise that reading is vitally important to your child's education. Please make sure your child reads approximately one book a week. Students may access online news resources using The Day - <https://theday.co.uk/> or they may borrow a book from the school library.

Students record the passwords for these online resources in their school planner. If your child is unable to access the digital resources set by their teachers, please contact your child's Year Manager or Year Coordinator or the school directly using this email address: enquiry@holte.bham.sch.uk

Year 7
Head of Department: Miss S Allen s.allen@holte.bham.sch.uk
What is your child learning this term?

Year 7 Curriculum Overview: This Summer term, Year 7 will explore music technology using music software from Charanga called YuStudio. Drawing from the wealth of musical experiences Year 7s have had so far with understanding and exploring the musical elements, singing, creating rhythms, keyboard skills and group performances, students will now pour their creative efforts into create a digital music track. Assessment will take the form of a finished music composition and knowledge quiz at the end of the year.

Class	Teacher	Lessons, including homework deadlines & resources
7-1/Pm	JPT	Log onto Charanga Home (Click on assignments Picture with the girl with headphones on) and work through YuStudio basics on how to use the DAW (Digital Audio Workstation) and work through POP assignment. You can do your work and follow the videos as it allows you to pause and complete the work at the same time
7-2/Pm	SIA	<p>Enter The World Of Recording With Our Essential Guide To DAWs Read through the article about Digital Audio Workstations (DAW) and make notes. Log onto Charanga and go through the assigned lessons on YuStudio basics:</p> 
7-3/Pm	JPT	Log onto Charanga Home (Click on assignments Picture with the girl with headphones on) and work through YuStudio basics on how to use the DAW (Digital Audio Workstation) and work through POP assignment. You can do your work and follow the videos as it allows you to pause and complete the work at the same time
7-4/Pm	CLB	<p>Enter The World Of Recording With Our Essential Guide To DAWs Read through the article about Digital Audio Workstations (DAW) and make notes. Log onto Charanga and go through the assigned lessons on YuStudio basics:</p>

		
7-5/Pm	JPT	<p>Log onto Charanga Home (Click on assignments Picture with the girl with headphones on) and work through YuStudio basics on how to use the DAW (Digital Audio Workstation) and work through POP assignment. You can do your work and follow the videos as it allows you to pause and complete the work at the same time</p>
7-6/Pm	SIA	<p>Enter The World Of Recording With Our Essential Guide To DAWs Read through the article about Digital Audio Workstations (DAW) and make notes. Log onto Charanga and go through the assigned lessons on YuStudio basics:</p> 
7-7/Pm	SIA/JPT	<p>Log onto Charanga Home (Click on assignments Picture with the girl with headphones on) and work through YuStudio basics on how to use the DAW (Digital Audio Workstation) and work through POP assignment. You can do your work and follow the videos as it allows you to pause and complete the work at the same time</p>
7-8/Pm	SIA	<p>Enter The World Of Recording With Our Essential Guide To DAWs Read through the article about Digital Audio Workstations (DAW) and make notes. Log onto Charanga and go through the assigned lessons on YuStudio basics:</p>

7-N/Pm	SIA/JPT	<p>Enter The World Of Recording With Our Essential Guide To DAWs Read through the article about Digital Audio Workstations (DAW) and make notes. Log onto Charanga and go through the assigned lessons on YuStudio basics:</p>

Year 8		
Head of Department: Miss S Allen s.allen@holte.bham.sch.uk		
What is your child learning this term?		
<p>Year 8 Curriculum Overview:</p> <p>Students will continue with the Hip Hop and Rap topic for a few more weeks in the Summer term. After this topic, students will embark on Film Music. Students will learn about different features of film music, the history and significance of film and media music, and they will also create their own character music (leitmotif) using Charanga music software. Assessment will take the form of performances of popular film music and the creation of their own leitmotifs.</p>		
Class	Teacher	Lessons, including homework deadlines & resources

8-1/Pm	JPT	<p>Film Music – Lesson 1 – PPT on Teams. Go through the PPT and make notes. Read through the key points on history for film music to understand how it has developed over the years</p> <p>Lights, Camera, Symphony: How Music Shaped Films</p> <p>Read through the article about the history and key dates of Film Music and make notes.</p>
8-2/Pm	SIA	<p>Film Music – Lesson 1 – PPT on Teams. Go through the PPT and make notes. Read through the key points on history for film music to understand how it has developed over the years</p> <p>https://www.filmindependent.org/blog/know-score-brief-history-film-music/</p> <p>Go through the article and make notes on the different eras of film music.</p>
8-3/Pm	SIA/CLB	<p>Film Music – Lesson 1 – PPT on Teams. Go through the PPT and make notes. Read through the key points on history for film music to understand how it has developed over the years</p> <p>https://www.filmindependent.org/blog/know-score-brief-history-film-music/</p> <p>Go through the article and make notes on the different eras of film music.</p>
8-4/Pm	JPT	<p>Film Music – Lesson 1 – PPT on Teams. Go through the PPT and make notes. Read through the key points on history for film music to understand how it has developed over the years</p> <p>Lights, Camera, Symphony: How Music Shaped Films</p> <p>Read through the article about the history and key dates of Film Music and make notes.</p>
8-5/Pm	SIA	<p>Film Music – Lesson 1 – PPT on Teams. Go through the PPT and make notes. Read through the key points on history for film music to understand how it has developed over the years</p> <p>https://www.filmindependent.org/blog/know-score-brief-history-film-music/</p> <p>Go through the article and make notes on the different eras of film music.</p>
8-6/Pm	JPT	<p>Film Music – Lesson 1 – PPT on Teams. Go through the PPT and make notes. Read through the key points on history for film music to understand how it has developed over the years</p> <p>Lights, Camera, Symphony: How Music Shaped Films</p> <p>Read through the article about the history and key dates of Film Music and make notes.</p>
8-7/Pm	JPT	<p>Film Music – Lesson 1 – PPT on Teams. Go through the PPT and make notes. Read through the key points on history for film music to understand how it has developed over the years</p> <p>Lights, Camera, Symphony: How Music Shaped Films</p> <p>Read through the article about the history and key dates of Film Music and make notes.</p>
8-8/Pm	JPT	<p>Film Music – Lesson 1 – PPT on Teams. Go through the PPT and make notes. Read through the key points on history for film music to understand how it has developed over the years</p> <p>Lights, Camera, Symphony: How Music Shaped Films</p> <p>Read through the article about the history and key dates of Film Music and make notes.</p>

Year 9

Head of Department: Miss S Allen s.allen@holte.bham.sch.uk

What is your child learning this term?

Year 9 Curriculum Overview: In Spring term, students will be putting all their musical skills and knowledge into a final music tech project. Students will be exploring Electronic Dance Music and they will learn to create their own EDM dance track. Students will also be expected to demonstrate more independence in researching musical elements and taking ownership of their instrument practice.

Class	Teacher	Lessons, including deadlines & resources
9A/Mu1	SIA	<p>MUSIC BTEC - Reflective writing - Academic writing: a practical guide - Subject Guides at University of York</p> <p>BTEC Music of course features lots of practical music skills development and working on the music and the projects YOU want, but it also requires you to write in a reflective way. Please go through the Reflective Writing resources from the University of York. This is one of the most interesting areas of the BTEC – how you develop as a creative person and great musician.</p> <p>https://www.musictheory.net/lessons Work through each of the foundation lessons on music theory, then test different skills, choosing at least five exercises to train on:</p> <p>https://www.musictheory.net/exercises</p>