

Lesson 1

To be able to create a sliding mechanism.

Lesson 2

To be able to use levers and pivots to create a moving mechanism.

Lesson 3

To be able to create a wheel mechanism.

Lesson 4

To design a picture with a moving mechanism.

Lesson 5

To make a minibeast-themed moving picture.

Lesson 6

To evaluate a moving minibeast picture.




Sit down at a table when you are cutting.
Never run with scissors.




Design and Technology: Year 1 Moving Minibeasts



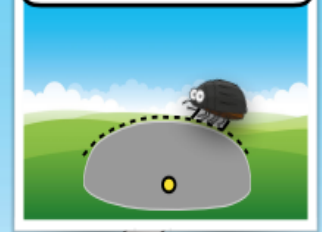
sliding mechanism



wheel mechanism



lever & pivot mechanism



Vocabulary

sliding mechanism

lever

pivot

fixed point

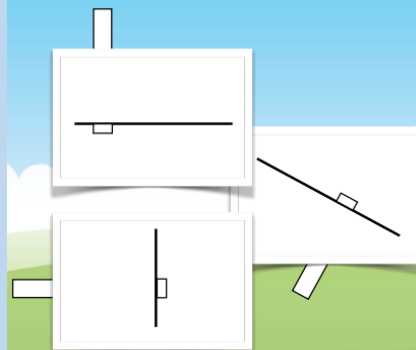
slot

arc

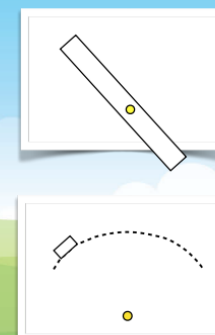
wheel mechanism

scissor safety

sliding mechanism



lever & pivot mechanism



wheel mechanism

