

Our learning in Reception: Autumn Term 1, 2024

Our big question: "What makes me, me?"

Personal, Social and Emotional Development

We will learn about...

- Our families and who is in our family
- What it means to "belong" to our families and school
- How to help myself sleep and why sleep is good for me
- The importance of hand washing and when I need to wash my hands
- Stranger danger and what to do if I was lost
- Emotions – knowing when we are happy, sad or excited
- Brushing our teeth and how to keep them healthy

You can help me by...

Talk with me about people who are special to me and why

Encourage me to put on my own coat and to get myself undressed and dressed



Harvest Festival



My family



Nursery rhymes




Birthdays



Me

Possible lines of enquiry/interest



Parent/carer meeting: Friday 30th August in the school hall. Please come along and find out what we will be doing in school this half-term.

WEDUC app

Keep an eye on WEDUC app as we post activity ideas and information about the songs we are singing and books we are reading on there.

Songs and rhymes we will learn...

Away, Away, Away it goes

Twinkle Twinkle Little Star

Ba Ba Black Sheep

Humpty Dumpty

I'm a Little Teapot



Communication and Language

We will learn about...

- How to be a good listener and how to listen carefully to someone who is speaking
- Nursery rhymes and how to join in with most of the words to these songs
- New vocabulary about school and our families – classroom, outdoors, dining hall, carpet, sitting, lining up, mum, dad, brother, sister, Grandmother, Grandfather (and other alternate words)

You can help me by...

Asking them open ended questions such as who? What? Where? When? And how?

Encourage your child to speak in full sentences and if they are not doing so yet, be sure to be a good role model to them.



Physical Development

We will learn...

- Control a large ball by kicking and rolling the ball along parts of our bodies and then with our feet
- Throw and catch scarves, ribbons, bean bags and large balls
- Climb our outdoor climbing frames and traversing beams with increasing independence
- Write our own name and how to form the letters in our names
- Draw pictures of people, objects, animals and shapes

You can help me by...

Encourage me to use cutlery when I eat so that I can learn to have a go at tricky things myself

Encourage me to climb, push, pedal, jump, roll and hop! Playing at the park on a climbing frame helps my body to become stronger



Literacy



We will learn...

- Listen to stories and say what might happen next or how a story might end
- Tell a familiar story without pictures
- Join in with storytelling by repeating the familiar phrases in stories
- Use new vocabulary I have learnt in my play and when I talk to others
- Understand why we write - in stories, messages, on electronic devices, letters, shopping lists, cards etc.
- Hear and say the sounds in simple words we hear and then blend the sounds together to make a word
- Hear and say the initial sounds in words, objects and people's names

You can help me by...

Play I spy with me

Share books with me and talk about what is happening and encourage your child to be the story teller

Spot new sounds that your child knows in the pint you see

Visit the library and choose some books together to enjoy at home



Mathematics

5

We will learn...

- Count objects carefully to 5
- Recognise sets of 1, 2, 3 and 4 objects quickly without needing to count them. We call this subitising
- Know how to make sets of 3 and 4 objects and the different amounts that make up these amounts
- Compare quantities by saying which group has "more" and which group has "fewer"
- Talk about "what we notice" when looking at pictures or objects
- Use mathematical language to describe what we see e.g. "I can see 3 birds, I can see 2 here and 1 there"
- Join in with counting such as counting the number of children lining up

We will learn number songs and rhymes...

- 5 Little Ducks
- 1, 2, 3, 4, 5, Once I Caught a Fish Alive
- 1 Finger 1 Thumb Keep Moving



You can help me by...

Counting out loud and counting objects you see and asking me to help you or to check. Discuss if you agree with the answer and how you know

Comment and observe on amounts of objects you see up to 5

Compare quantities and discuss e.g. who has more or fewer sweets

Problem solve together e.g. there are 4 people here, how many forks/spoons do we need?

Phonics

This half term we will begin our daily Little Wandle phonics sessions. The children will learn the following sounds s, a, t, p, I, m, n, d, g, o, c, k, ck, e, u, r, h, b, f, l. They will also learn “tricky words” ‘is’ ‘I’ and ‘the’. Tricky words are words that cannot be sounded out and children will learn to read by sight.

All children will also begin reading practise sessions three times a week where they will read books at their individual phonics level.

You can help me by...

Reading my book with me every day

Access the Little Wandle phonics website for ideas for parents
<https://www.littlewandlelettersandsounds.org.uk/resources/for-parents/>

Look out for events in school you will be invited to aimed at supporting you to help your child with their reading. Information will be posted on the WEDUC app.



Understanding the world

We will learn...


- What we mean by “baby” and the things we learnt to do as a baby compared to what we can do now
- That each year on our birthday’s we become one year older
- What a celebration is
- All about birthday and Harvest Festival celebrations
- Changes to the weather as we move into Autumn. We will learn words such as: wet, dry, wind, clouds and sun
- houses have- inside and outside, doors, window, chimney, walls
- names of everyday household items / rooms – sofa, bed, kitchen, lounge, bathroom, kettle, cooker, washing machine (and alternate words)
- names of school based objects – classroom, carpet, chairs, tables, whiteboards, laptops

You can help me by...

Naming and talking about our family and people who are special to me. Look at photos and encourage me to ask questions, comment on what I see and recall past experiences and special times

Find a photograph of your immediate family and put it in your “getting to know me” bag

Name objects and activities in your immediate environment and commentate as you do things to allow your child to hear “I am just going into the living room to have a sit on the sofa”






Expressive Arts and Design



We will learn...

- Everyday colour names
- How to stick and cut using scissors, glue, tape and string
- To make models by joining and attaching different materials together
- Different objects can be used to make marks - pens, paint, ink, playdough
- How to use and transport scissors safely
- How to listen carefully to music and how music makes us feel
- That everyday objects can be used to create sounds and not just instruments
- What we mean by 'pulse' in music. We will learn to keep the pulse to different music that we hear



You can help me by...

Naming everyday colours

Encourage me to play imaginatively by responding to me in character and asking me questions / making suggestions to extend my play

Ask me questions and comment on models I make, pictures I draw and paint, creative scenes I make in my play