



## ***Adventures in faith - Jesus calms the storm***

Hi families,

Welcome to our first 'Adventures in Faith' resource. Here at St John's we would love to equip families to bring faith and conversations about faith into everyday life. A little bit like the Israelites were commanded to remind themselves of and talk about God's truths throughout the day...

*Deut 6: 7 "Teach them to your children. Repeat them when you are at home and when you are away, when you are resting and when you are working. 8 Tie them on your arms and wear them on your foreheads as a reminder. 9 Write them on the doorposts of your houses and on your gates."*

With all the recent changes, school closes, isolation and social distancing it seems the perfect time to support you as parents in building conversations about faith in the home. Maybe you do this already and I hope that in some way these resources help. Maybe you've never done this before and this extended time together will allow you to try something new.

Please head on down to our new Youtube channel <https://www.youtube.com/channel/UCe3BIPwldoXgGCKl7Fi4lbw> where you will find live streaming on Sundays and a place to store clips for families as we explore producing those. These resources link to the Jesus Calms the Storm clip. I hope it helps.

*Sharon*

*As we explore Jesus bringing peace in a 'storm' we are relating that to Jesus bringing us peace in our inner being in times that are unsettling.*

*It is important for us and our children that we recognise and talk about our feelings and acknowledge them. Once we have them out in the open we can unpack the fears and concerns and this in itself brings some relief. Alongside this we can then pass them over to Jesus to hold so that we can experience His peace as He doesn't want us to remain burdened with the cares and worries, even when they are legitimate.*

## **Activity idea - Make a boat and retell the story.**

The story can be found in the book of Matthew, chapter 8 and verses 23-27. Read the story together a couple of times and discuss it. What do you notice? What is it saying to you?

### **Jesus Calms a Storm**

**8: 23** And when he got into the boat, his disciples followed him. **24** And behold, there arose a great storm on the sea, so that the boat was being swamped by the waves; but he was asleep. **25** And they went and woke him, saying, "Save us, Lord; we are perishing." **26** And he said to them, "Why are you afraid, O you of little faith?" Then he rose and rebuked the winds and the sea, and there was a great calm. **27** And the men marvelled, saying, "What sort of man is this, that even winds and sea obey him?" (ESV)

Below is a template for a boat you can make with or for your children.

You can find full instructions at

<https://www.jesus-without-language.net/peter-on-water-matthew-14-make-1/>

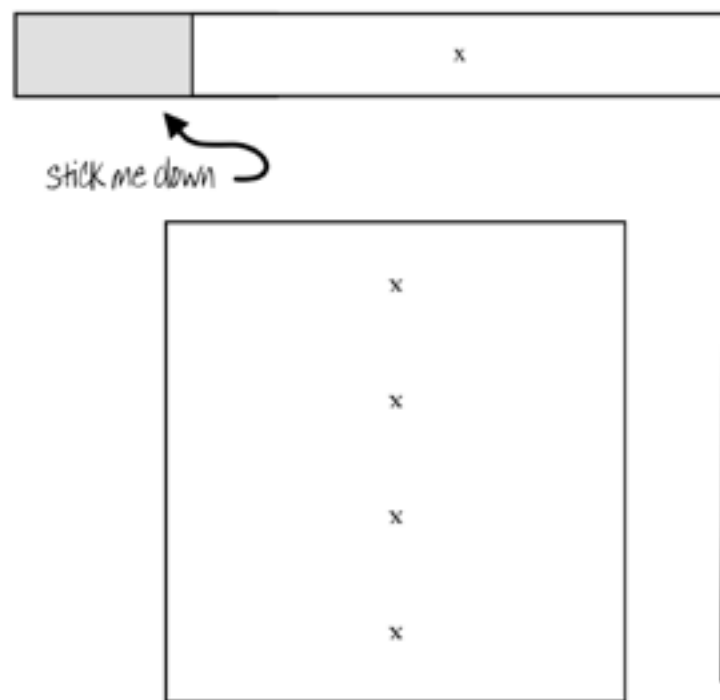
This is all created by a lovely lady who doesn't charge for her resources but if able you may wish to think about if you can support her with a small donation.



**Jesus Without  
Language**  
Kid's Ministry & Sunday School Resources

# Instructions

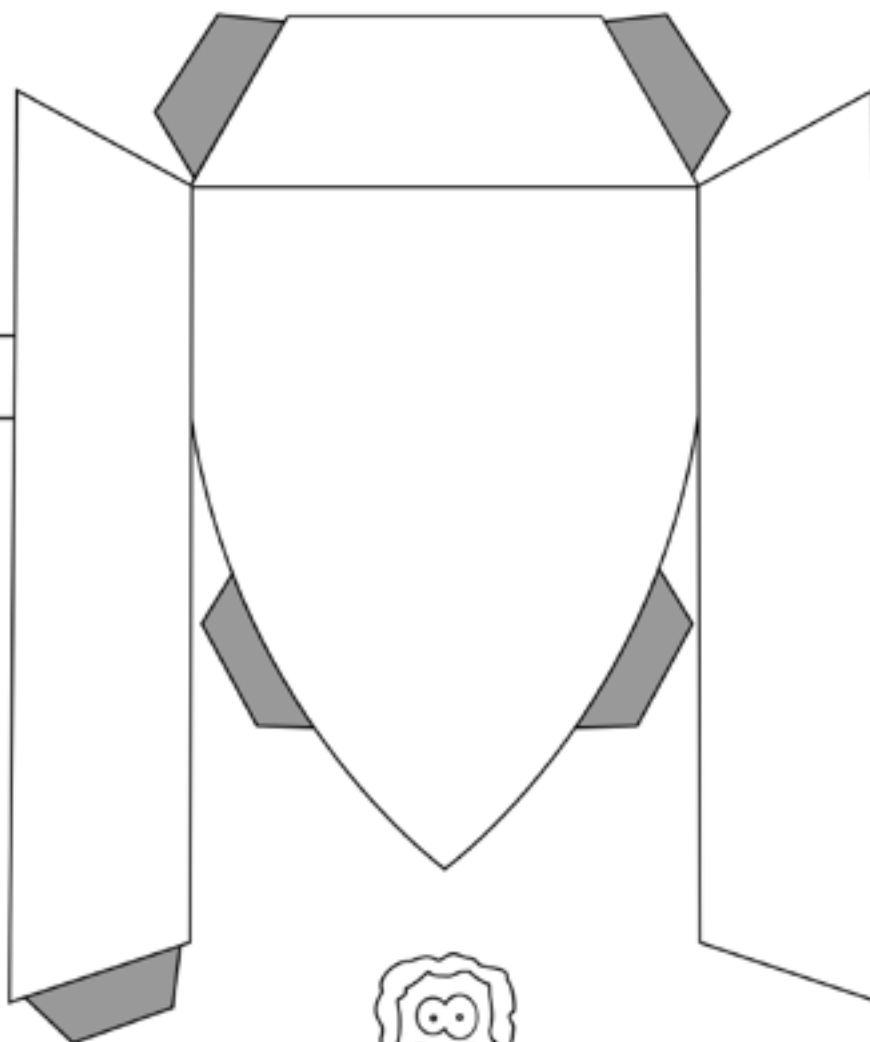
cut the outside lines, fold the inside lines,  
stick down the light grey, and dark grey  
push the toothpick through the places marked X  
(if using sticky tape you can cut off the dark grey bits!)



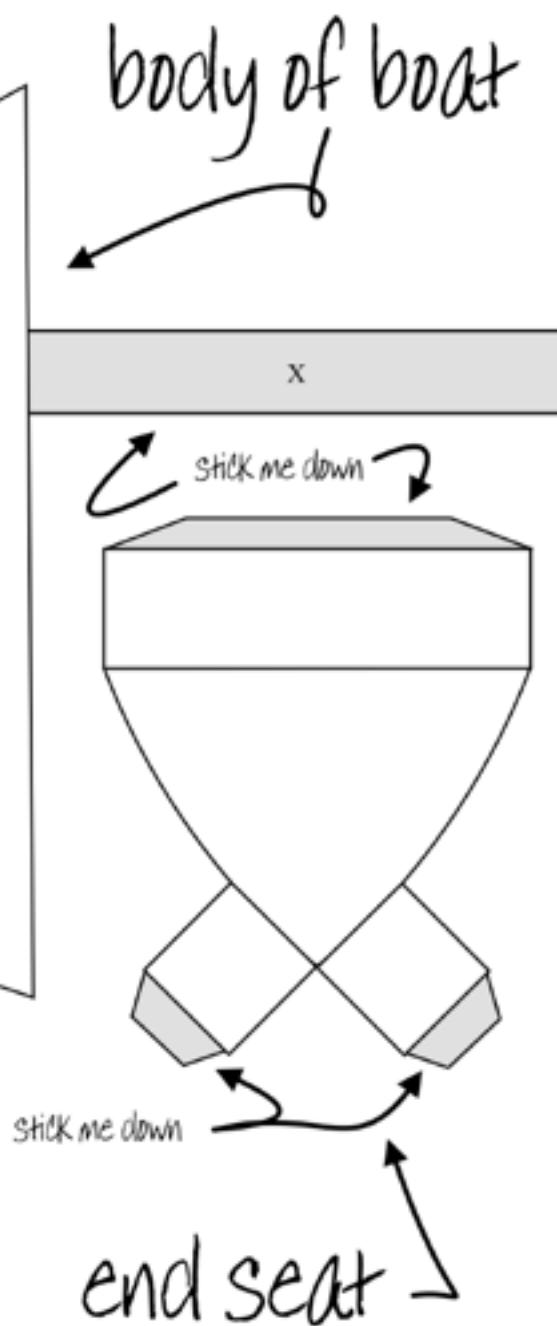
sail piece

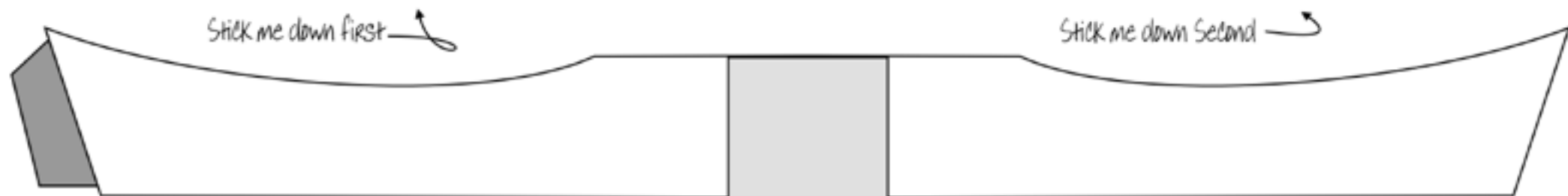


+ a toothpick  
(use a pin to make it easier)



Peter's Boat





Stick me down first

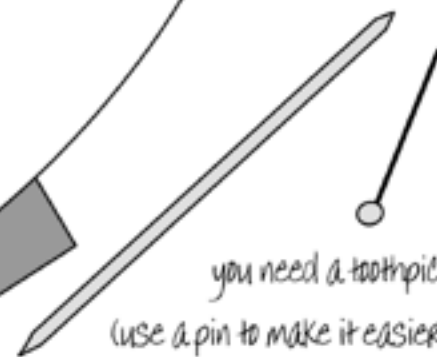
Stick me down second

## Instructions

Cut the outside lines,  
fold the inside lines,  
prepare the sail  
push the toothpick  
through the places  
marked X

stick down the light grey  
to form a double bench  
(if using sticky tape you can  
cut off the dark grey bits!)

Make a sail by cutting out  
a rectangle and threading  
it onto the toothpick



you need a toothpick  
(use a pin to make it easier)



## **Activity idea - Make a Jesus calms the storm story wheel**

### **Jesus Calms the Storm Brad Wheel**

*Matthew 8, Mark 4, Luke 8*

Directions: download pdf below; copy; kids color and cut out; use a brad to attach; turn the wheel to show the storm and the calm

Supplies: paper, crayons, scissors, brads

Notes: if you have a 1/16" hole punch, use it to punch a hole in the ship for the brad



***Make and use this to help you retell the story  
Also great for practising cutting skills if  
children are able to use scissors.***

***With thanks to***

***<https://biblecraftsbyjenny.weebly.com>  
for creating this and allowing others to use it.***

**Activity idea - Make a Jesus calms the storm story wheel**



## **Activity idea - Make a Jesus calms the storm boat**

### **Jesus Calms the Storm Egg Carton Boat**

*Matthew 8, Mark 4, Luke 8*

Directions: download pdf below; copy (card stock is nice, if you have it); kids color and cut out; tape the sail to a wood craft stick and stick into a half an egg carton

Supplies: paper, crayons, scissors, tape, wood craft sticks (bigger size is good), egg cartons, cut up

Notes: you can cut the egg cartons into thirds (4 egg sections per boat instead of 6) if you're short on egg cartons; I sliced holes in the cartons ahead of time to push the craft sticks through



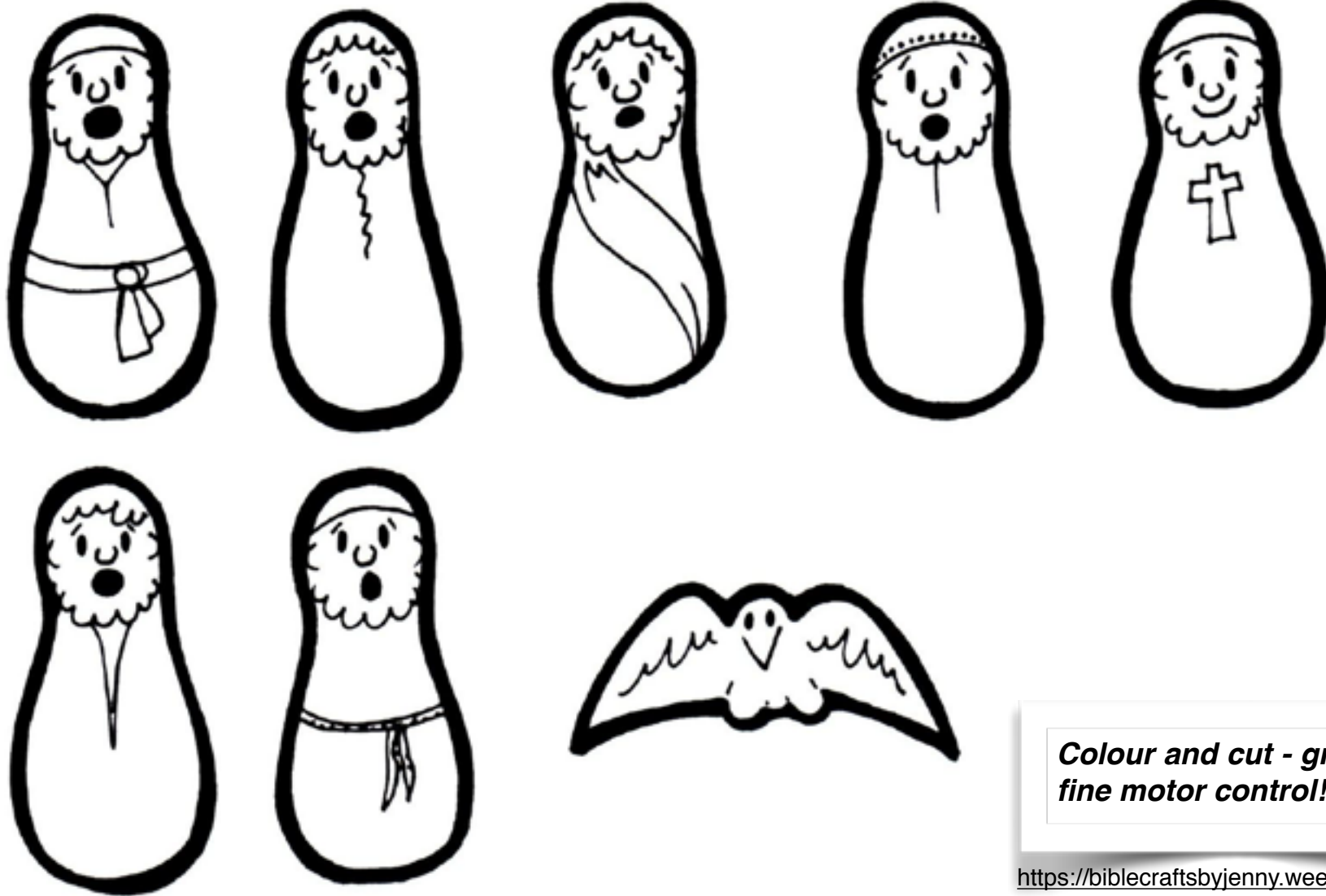
<https://biblecraftsbyjenny.weebly.com>

***What questions could you discuss as you make this activity together?***

***Here's some to get you started...***

- ***How would you feel if you were in this boat?***
- ***Why didn't Jesus wake up when it was stormy?***
- ***Did Jesus care about the disciples? What did He do/say to show this?***
- ***Does He care about you? How do you know?***

'Jesus calms the storm' family resources



***Colour and cut - great for  
fine motor control!***

<https://biblecraftsbyjenny.weebly.com>



Even the winds and  
the waves obey him!  
Matthew 8:27

***Sail for the egg carton boat***

<https://biblecraftsbyjenny.weebly.com>

*The disciples were amazed at Jesus' power and authority over the storm.. What other words can you come up with to mean something similar. Hide the words on the right and make a list. When you have your own list compare it to the one on the right. Can you find these words in this word search.*

AMAZED  
ASTONISHED  
ASTOUNDED  
AWED  
AWESTRUCK  
BOGGLED  
CONFOUNDED  
DUMBFOUNDED  
FLABBERGASTED  
FLOORED  
FLUMMOXED  
SHOCKED  
STARTLED  
STUNNED  
SURPRISED

## Jesus calms the sea - a word search

K	A	S	T	O	N	I	S	H	E	D	E	Q	A	M	A
D	M	T	D	U	M	B	F	O	U	N	D	E	D	S	E
E	A	U	E	D	U	D	E	X	O	M	M	U	L	F	D
D	Z	N	L	I	A	J	E	S	U	S	D	C	W	L	E
N	K	N	G	B	M	S	H	O	C	K	E	D	I	O	S
U	B	E	G	M	A	S	T	E	V	A	W	O	N	O	I
O	O	D	O	S	Z	D	O	G	E	D	A	E	D	R	R
F	L	A	B	B	E	R	G	A	S	T	E	D	R	E	P
N	S	E	A	E	D	H	S	T	A	R	T	L	E	D	R
O	A	J	E	D	A	S	T	O	U	N	D	E	D	M	U
C	D	E	A	W	E	S	T	R	U	C	K	D	K	A	S

<https://biblecraftsbyjenny.weebly.com>

## Rembrandt Van Rijn - The Storm on the Sea of Galilee



### Activity Idea - Reflecting on Rembrandt's painting

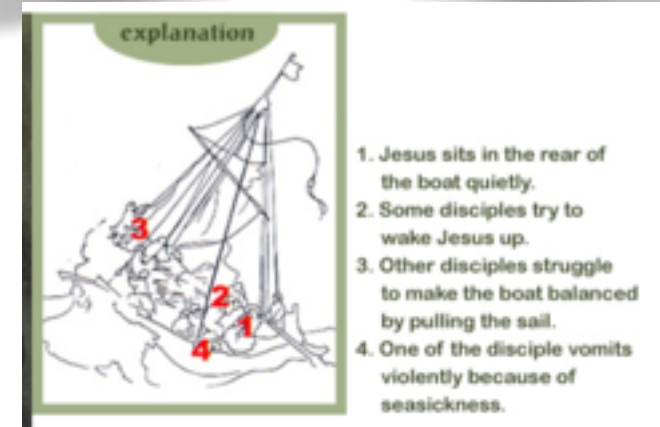
***Rembrandt painted a picture of this very story.***

***Google the name as on the left to find a better copy look at.***

***Sit quietly and look at the picture and the details within it.***

***Ask God to help you reflect on the story and what He is saying to you.***

***Talk to someone about what you see and think.***



## ***Activity Idea - Reflections on Rembrandt's painting from***

<http://www.kibible.com/english/wisdom/0501/06/enjoy06.html>

This famous painting is 'The Storm on the Sea of Galilee' by a Dutch artist, Rembrandt.

First, I want you to know about Rembrandt.

He is a very famous artist in the Netherlands and the most representative artist in the field of 17c Europe painting.

He was so brilliant that he taught himself to draw pictures and did not go to University. He was also acknowledged as a good artist who is good at oil painting and engraving at an early age. However, when he got old, his life became miserable as his wife and three young sons died. His emotional pains of the bereavement were expressed in his art. He died alone under poor circumstances. After his death, his pieces of art gained recognition because his art included the heart and love for people.

600 pieces of paintings, 300 pieces of engravings, and 2000 pieces of drawings are his creations and the a-third of them are related to Christianity and the Bible. He is indeed a great devotee and artist.

Let me show you one piece of his work.

Can you see the passage from the Bible? The same case is reported in the Gospels of Mark, Matthew and Luke.

Jesus was going to the opposite of the sea of Galilee after he preached the word of God. Suddenly, there was a storm and the disciples got frightened, but Jesus was just sitting quietly. Jesus made the storm quiet and stop, and chided the disciples for their lack of faith in God. This miracle has a message for us. When we meet hardship like the storm in our lives, our belief in God will help us.

In the picture, the boat symbolizes a church as it goes ahead with Jesus

There are much more miracles in the New Testament.

I hope you realize Jesus's miracle and the meanings it contains. As Rembrandt expresses the messages from God in art, you can also be a worthy being to give words of God to the world by using your own talent.

### **Activity Idea - Let's pray...**

*Sometimes things change around us and we can feel a bit wobbly or worried or scared like the disciples in the storm. When they were upset the disciples called on Jesus and He was there for them.*

*When we are worried we can tell Jesus all about it and ask for His peace.*

*Sit quietly and tell God the things you are worried about. You can speak out loud or in your head, He will hear you. You could use your hands to pretend to push the worries away and give them to Jesus.*



*Then sit and open your hands and ask Jesus to give you His peace just like He spoke peace to the rough seas. Wait quietly. Wait for Jesus to bring His peace to your heart.*



### **Activity idea - make a prayer bottle**

- Half fill a small bottle with water
- Add blue food coloring to remind you of the sea.
- Add some vegetable oil and some glitter.
- Seal the lid well!!! You may wish to use thick tape or a glue gun to ensure there are no leaks.
- Shake the bottle and talk about how it looks like a storm. Think about the feelings and thoughts that we might have at the moment that feel like that.
- Acknowledge those concerns to Jesus and ask for His peace.
- Put the bottle down and watch it 'settle' and separate. Allow God to calm our fears.
- Thank God that He hears our prayers and cares for us. Thank Him for His peace.
- You may wish to tape a prayer to the bottle
- Use this to pray whenever you feel upset or worried.



### **Activity Idea - Sea of worry**

*It this story the stormy sea is like a picture of worry and fear. Can you write or draw your worries and fear on paper and throw them into a blanket or piece of cloth to represent the sea of worry. Shake the blanket and pray, giving all of these fears and concerns to God. Watch as they fly off the blanket.*

*Let the blanket or cloth fall still now. This is like God saying 'Be still and know that I am God'. Thank God He cares for you and will look after you always.*





### **Extra activities...**

You may wish to use this story as a springboard for other activities that you can explore together. Many of these activities are 'open ended' which means they can have differing outcomes, depending upon the ability of the child and the amount of support given, and can therefore be used across the ages.



- Music - Make an instrument, such as an empty bottle filled with lentils or other dried items. Can you make music that represents the storm and the stillness. Can you find classical pieces that you can join in with?
- Movement - find or make music as above, can you move along with it? What movements represent the wind, rain and sea in a storm? What movements represent the sea and boat in calm times? Use material to dance or move with.
- Language - How many words can you find to describe the sea, the feelings of the disciples, the weather, at various times in the story. Can you write the story/ a prayer/ a poem?
- Art & craft - Can you draw or paint or chalk a picture of this story? Do you have materials to make a collage or a junk model boat? Can you stick items to a page to represent a swirling sea and then paint it in shades of blue once dry?
- Science - With a bowl of water can you test items and see if they sink or float? What material is the best for making a boat out of? Tissue/paper/ aluminium foil/ plasticine? Try making some and see what you think? Can you make plasticine people to put in the boats? Do they boats float now? - Make a boat out of aluminium foil, which shape works best, how many pennies can they hold before they sink? - Explore how to make a sail on you boat. What works best?
- Environment - find out about our oceans, what sea creatures live there? What do we need to do to care for our oceans and all the life that is within them?
- Relational - have a boat race, - shout out emotions for others to show with their faces/ bodies - write out emotions / part of the story to turn over and act out like charades - print out a variety of emotion pictures, take turns to turn over a card and talk about when you felt like that, - make a giant 'boat' together, using cardboard boxes, cushions, chairs, whatever you have, go on an imaginary adventure together

