



Welcome



Supporting the development of early reading and maths skills

Pocklington Church of England Infant School



Aims of the Session

- The importance of early reading
- Skills that we focus on in Nursery
- How you can help at home
- Read Write Inc

- The importance of early maths skills
- Skills that we focus on in Nursery
- How you can help at home

“

Education is
the most **POWERFUL**
WEAPON!
which *you* can use
to *change*
the **WORLD.**

”

-Nelson Mandela

Children who read and are read too are.....

Are more likely to be happier, healthier and experience better mental wellbeing and self-esteem



They feel more secure and develop deep bonds with parents and carers



They have better sleep and lead healthier lifestyles



They have a better foundation for healthy social-emotional development



They have better mental wellbeing and self esteem



They have better brain development, attention, and cognitive ability



They have better language development and literacy skills



They have better knowledge about the world and are more ready for learning



They make more progress across the curriculum

Are more likely to do better at school and make more progress across the curriculum



In Nursery we read lots of stories but we also focus on pre-reading skills.

These are speaking and listening, being able to distinguish between the sounds they hear, patterns of speech and sounds of speech.

The activities are divided into seven areas:

- Identify and distinguish between sounds in the environment
 - Instrumental sounds
 - Body Percussion
 - Rhythm and Rhyme
 - Alliteration
 - Voice Sounds
 - Oral blending and segmenting
-
- In the summer term we then start to introduce phonemes following the Read Write Inc scheme for those children starting Reception in September.

These activities are useful for identifying if your child can hear a full range of sounds.


Can they hear the same things as you?

Can they hear them clearly?

Identify and distinguish between sounds in the environment

Talk to your child about what they can hear?

Let them know when there is a sound...can they hear it too?



On the way to and from nursery, talk to your child about different sounds you can hear (cars, vans, birds, a twig snapping).

Children learn to tune their listening into musical sounds, through listening to music and playing musical instruments.



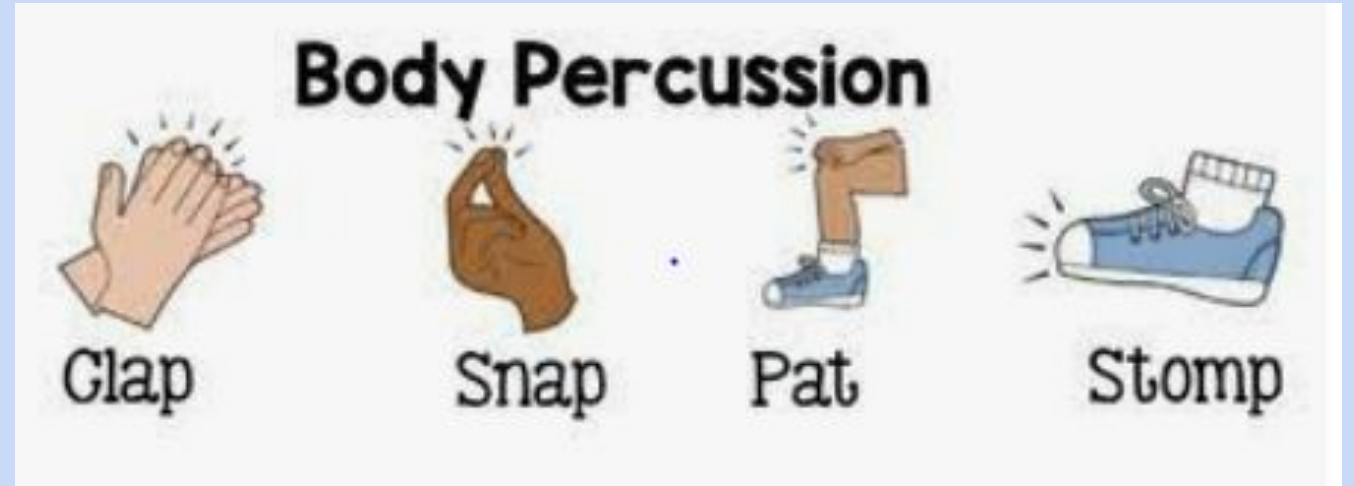
Instrumental Sounds

When you are out and about, listen to the different music played in shops, watch buskers play and go to music shops and talk about the different musical instruments.

Sing along to songs together.

Enjoy listening to different styles of music together.

Children learn to use their bodies to make sounds. It focuses on making sounds with their body rather than your voice.



Body Percussion

Sing songs that involve actions and encourage your child to join in such as:

- Wind the Bobbin Up
- Head, Shoulders, Knees and Toes

It also supports your child's developing body coordination.

With your child, clap, stamp and pat to music. Try and encourage them to keep to a regular beat.

Make up repeating patterns of movements to music.

Children learn to hear patterns in speech. They learn to tune into words that may start with different sounds but end with the same sound.



Rhythm and Rhyme

Reading illustrated rhyming stories with your child. Encourage them to anticipate the next rhyming word.



Children learn to hear letter sounds in speech, they tune into words beginning with the same sounds but end with different sounds.



Alliteration

In everyday life, repeat the initial sound in the name of objects they have been asked to find.

For example, Can you find your g-g-g-gloves?



Play I spy with letter sounds (rather than letter names).


For example, I spy with my little eye something that begins with the sound s

Children focus on making different sounds with their voice.

Initially, they may copy environmental sounds they hear (tick-tock for a clock, animal sounds) rather than making specific letter sounds.

Voice Sounds

Encourage your child to stand in front of a mirror and make different sounds and look at the shape of their mouth/face when they are making it.

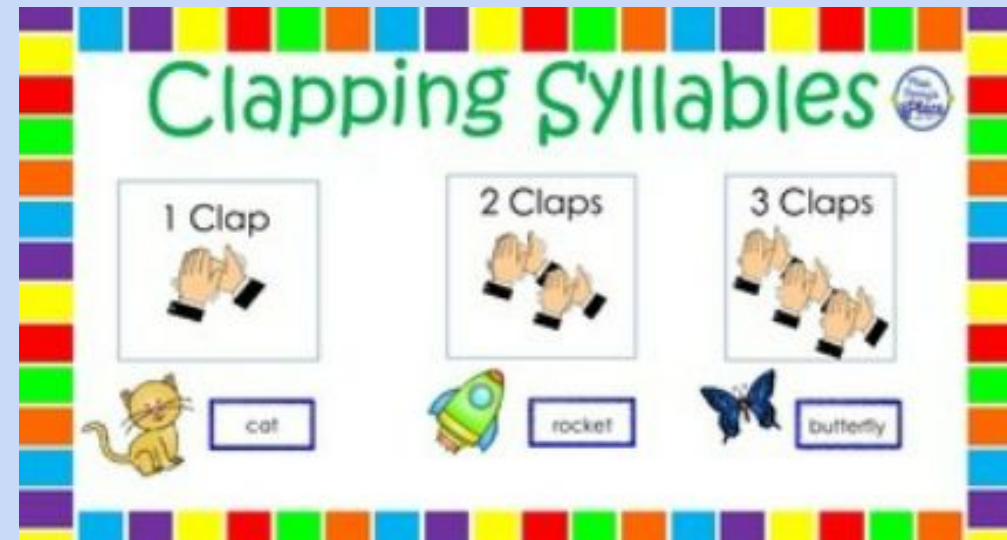


When playing with small world sets (trains, cars, dolls houses) encourage your child to make their own sound effects.



Children learn to break up words into syllables.

Encourage your child to clap or stamp to the rhythm of the spoken word. 1 clap or stamp per syllable.




Blending and Segmenting

You can then break some words further. For example, Put your shoes in the b-o-x? Your jumper is r-e-d.



There is no rush to complete Phase 1 - some children will be five and in full-time school before all of these skills are mastered. These skills form the basis for your child's reading and writing skills - the stronger their skills in this aspect of the phonics programme, the easier they will find the next phases.

Read Write Inc



Teach a child to read
and keep that child reading [and talking]
and we will change everything.

And I mean everything.

Jeanette Winterson



How you can support your child:



- Share stories

Each week your child will have the opportunity to bring home a story book from nursery to share with you.

Each child will have a certain day that they change their book (this will be shared with you this week).

Please make sure your child returns their book on their day and they will then pick a new book to take home.

- Bookstart handout provides some examples of tips when reading with your child.
- Look on the app for the fortnightly phonic activity that you can do with your child at home. This will be posted on a Monday.

It will link to what we will be focusing on with your child in nursery that week.

Master the Curriculum

- Resources that run alongside White Rose Maths framework and national curriculum
- Encourages mastery - 5 big ideas
- Coherent and fluent math skills
- Provides a strong foundation for further mathematical development
- Made to be fun!



Maths Provision in Nursery



Stem sentences

Questions: What do you see? What do you notice? How do you see it?

12 Summer Subitising Images (2)



I see watering cans.




I can see three.

I can see three and two. I know that three and two makes five

I see green.

I can see one hole.

How you can help at home?



- Reading
 - Spotting numbers
 - Watch Number Blocks
 - Watch Colourblocks
 - Baking together
 - Maths is everywhere!
-
- Look on the app for the fortnightly maths activity that you can do with your child at home. This will be posted on a Monday.