

**Using 'so', 'and', 'but' and 'or'**




**Using 'so', 'and', 'but' and 'or'**

|   |  |
|---|--|
| <p>5a. Underline the conjunction in the sentence below.</p> <p>My homework was hard <u>so</u> my dad helped me.</p> <p>★</p>  | <p>5b. Underline the conjunction in the sentence below.</p> <p>You can have your snack now <u>or</u> you can have it after we do the shopping?</p> <p>★</p>  |
| <p>6a. Circle the conjunction needed to join the sentences together.</p> <p>I want to go to the park. It is raining outside.</p> <p style="text-align: center;"> <input type="button" value="but"/>      <input type="button" value="or"/> </p> <p>★</p>  | <p>6b. Circle the conjunction needed to join the sentences together.</p> <p>I cut my knee. I put on a plaster.</p> <p style="text-align: center;"> <input type="button" value="so"/>      <input type="button" value="but"/> </p> <p>★</p>   |
| <p>7a. Which sentence uses the correct conjunction?</p> <p>A. Kelly made some brownies <u>and</u> they were delicious.</p> <p>B. Sam tidied the classroom <u>or</u> he got a sticker.</p> <p>★</p>  | <p>7b. Which sentence uses the correct conjunction?</p> <p>A. He ran to the station <u>or</u> he missed the bus.</p> <p>B. Ali wanted to go to the party <u>but</u> he felt sick.</p> <p>★</p>   |
| <p>8a. Use the word bank to add the missing conjunctions to the sentences.</p> <p style="text-align: center;">so      and      but      or</p> <p>A. I broke my arm _____ I went to the hospital.</p> <p>B. Dan likes oranges _____ Zoya prefers apples.</p> <p>C. We could go to the cinema _____ we could go bowling.</p> <p>D. He loves dogs _____ he likes cats too.</p> <p>★</p> | <p>8b. Use the word bank to add the missing conjunctions to the sentences.</p> <p style="text-align: center;">so      and      but      or</p> <p>A. I did my homework _____ I tidied my bedroom.</p> <p>B. Lily was tired _____ she went to bed early.</p> <p>C. I had to go home for my dinner _____ I wanted to play outside.</p> <p>D. Shall we drive to London _____ shall we go on the train?</p> <p>★</p> |

Year 2 English Homework: Due on Monday 18<sup>th</sup> May 2026

Part I – **Must:** Your first task this week is based on elements of SpaG we have learnt this year. Task A is based on conjunctions. Read each question and complete. Task B is based on superlative adjectives.

**Suffixes for Superlative Adjectives**

| <p>1. Match each root word to its superlative.</p> <table style="width: 100%;"> <tr> <td style="border: 1px solid black; padding: 5px;">bad</td> <td style="border: 1px solid black; padding: 5px;">safest</td> </tr> <tr> <td style="border: 1px solid black; padding: 5px;">chewy</td> <td style="border: 1px solid black; padding: 5px;">worst</td> </tr> <tr> <td style="border: 1px solid black; padding: 5px;">safe</td> <td style="border: 1px solid black; padding: 5px;">chewiest</td> </tr> <tr> <td style="border: 1px solid black; padding: 5px;">soft</td> <td style="border: 1px solid black; padding: 5px;">softest</td> </tr> </table> | bad  | safest                | chewy | worst | safe | chewiest | soft | softest | <p>4. Use a superlative adjective to complete the sentence below.</p> <div style="text-align: center;">  </div> <p>My dad makes the _____ pizzas.</p> |  |   |
|--|--|-----------------------|-------|-------|------|----------|------|---------|--|--|---|
| bad  | safest   |                       |       |       |      |          |      |         |  |  |   |
| chewy  | worst  |                       |       |       |      |          |      |         |  |  |   |
| safe   | chewiest   |                       |       |       |      |          |      |         |  |  |   |
| soft   | softest  |                       |       |       |      |          |      |         |  |  |   |
| <p>2. Tick the correct spelling for each superlative adjective.</p> <p>largest <input type="checkbox"/>      largeest <input type="checkbox"/></p> <p>thinnest <input type="checkbox"/>      thinnest <input type="checkbox"/></p> <p>happiest <input type="checkbox"/>      happiest <input type="checkbox"/></p>   | <p>5. Use the superlative adjectives to create a sentence about the images below.</p> <div style="display: flex; justify-content: space-around; align-items: center;"> <div style="text-align: center;">  </div> <div style="border: 1px solid black; border-radius: 15px; padding: 10px; text-align: center;"> <p>crunchiest</p> <p>juiciest</p> </div> </div> <div style="text-align: center; margin-top: 10px;">  </div> |                       |       |       |      |          |      |         |  |  |   |
| <p>3. Complete the table by adding the 'est' suffix to the root words.</p> <table border="1" style="width: 100%; border-collapse: collapse;"> <thead> <tr> <th style="background-color: #f2f2f2;">Root word</th> <th style="background-color: #f2f2f2;">Superlative Adjective</th> </tr> </thead> <tbody> <tr> <td>tidy</td> <td></td> </tr> <tr> <td>big</td> <td></td> </tr> <tr> <td>cold</td> <td></td> </tr> <tr> <td>large</td> <td></td> </tr> </tbody> </table>  | Root word  | Superlative Adjective | tidy  |       | big  |          | cold |         | large  |  | <p>6. Mark Parveen's spelling test. Explain any mistakes she has made.</p> <div style="border: 2px solid brown; padding: 10px; margin: 10px auto; width: 80%;"> <p>strangest</p> <p>wettest</p> <p>angryest</p> <p>strongest</p> </div> |
| Root word  | Superlative Adjective  |                       |       |       |      |          |      |         |  |  |   |
| tidy   |  |                       |       |       |      |          |      |         |  |  |   |
| big  |  |                       |       |       |      |          |      |         |  |  |   |
| cold   |  |                       |       |       |      |          |      |         |  |  |   |
| large  |  |                       |       |       |      |          |      |         |  |  |   |



# The Lucky Water Bottle

Riley's water bottle was special. It was a brilliant, midnight blue that faded to a light blue towards the lid. Riley always said it was her lucky water bottle.



Riley used her water bottle every Sports Day. Today was the day and Riley was ready. She jumped out of bed and got dressed quickly. She couldn't wait for the running race. She tied up the laces on her trainers as she imagined the crowds cheering her name.



Riley was grabbing her school bag when she saw that a plastic water bottle was sitting next to her lunch box and her lucky bottle was nowhere to be seen! She looked in all of the cupboards and felt her heart sink.



When she sat at her desk, her friends were very excited. She sank down into her chair. She was worried about how she would do without her lucky bottle. Riley's teacher smiled warmly as she sat beside her. She listened quietly as Riley explained her fears. Riley's teacher reminded her that she did the running and not the water bottle.



When the time came, Riley focused on the finish line. She took slow, deep breaths. The whistle blew and she ran as fast as she could. Her class cheered as Riley flew across the finish line in first place. She didn't need a lucky bottle after all!



Part 2 – **Should:** Please complete your weekly comprehension challenge. I have attached the reading and questions on this page, so please highlight or underline any useful words or sentences to help you with completing this task. Use your book if you need additional space.

## Questions

The Lucky Water Bottle



1. Where did Riley look for her water bottle? Tick one.

- in the cupboards
- in her school bag
- in the living room

2. Which race was Riley looking forward to? Tick one.

- the throwing competition
- the running race
- the team game

3. Number the sentences from 1-3 to show the order that they appear in the text.

- She didn't need a lucky bottle after all!
- Today was the day and Riley was ready.
- When she sat at her desk, her friends were very excited.

4. Look at the paragraph that begins **When she sat at her desk...** Find and copy one word which tells us that Riley is scared.

\_\_\_\_\_

5. Who cheered when Riley came first in the race?


\_\_\_\_\_

Part 3 – **Challenge and Spellings**: Please learn the spellings below. As you did last year, please complete the practice sheet below and write sentences for the **four words in green**. Each Spelling Test will take place every Thursday morning, so ensure your child knows the spellings below. There is an optional spelling activity for this week attached for your child to complete if they wish. Thank you.

## Look, Say, Cover, Write and Check!

Year 2 Spellings

- Words ending '-ge' and '-dge.'

|                 | look  | say  | cover | write | check |
|-----------------|--|---|-------|-------|-------|
| fudge           |  |   |       |       |       |
| bridge          |  |   |       |       |       |
| <b>badge</b>    |  |   |       |       |       |
| <b>page</b>     |  |   |       |       |       |
| large           |  |   |       |       |       |
| huge            |  |   |       |       |       |
| <b>porridge</b> |  |   |       |       |       |
| smudge          |  |   |       |       |       |
| <b>village</b>  |  |   |       |       |       |
| strange         |  |   |       |       |       |

Please learn to spell these words using **look – say – cover- write – check.**

Write the word in each column as you do each part. Practise as regularly as you can.

Spelling sentences:

1. We saw a \_ \_ \_ \_ whale in the ocean.
2. She added hot \_ \_ \_ \_ \_ sauce to her dessert.
3. I ordered a \_ \_ \_ \_ \_ pizza for the party.
4. We drove our car across the \_ \_ \_ \_ \_ to get to the city.
5. Please open your book to \_ \_ \_ \_ ten.
6. She earned a \_ \_ \_ \_ \_ for learning to swim.
7. The \_ \_ \_ \_ \_ is surrounded by green fields and tall trees.
8. Goldilocks loves eating \_ \_ \_ \_ \_ in the morning.
9. Be careful not to \_ \_ \_ \_ \_ your drawing.
10. I heard a \_ \_ \_ \_ \_ noise coming from the attic.

Year 2 Spelling Words

|   |   |   |   |   |   |   |   |   |   |   |   |
|---|---|---|---|---|---|---|---|---|---|---|---|
| S | Q | B | V | L | P | X | S | B | O | N | K |
| T | H | F | I | A | O | Z | M | A | B | N | F |
| R | U | U | L | R | R | S | U | D | R | U | B |
| A | G | D | L | G | R | S | D | G | I | Y | D |
| N | E | G | A | E | I | H | G | E | D | R | W |
| G | X | E | G | I | D | J | E | O | G | P | A |
| E | S | E | E | W | G | Y | Q | A | E | N | P |
| L | D | Z | J | S | E | P | A | G | E | J | C |

Find the following words in the puzzle.

Words are hidden → and ↓

BADGE  
BRIDGE  
FUDGE  
HUGE

LARGE  
PAGE  
PORRIDGE  
SMUDGE

STRANGE  
VILLAGE