

Writing

Year One Parent Presentation



Areas of writing

Transcription - Handwriting

Spelling

Composition

English programmes of study: key stages 1 and 2

National curriculum in England

September 2013

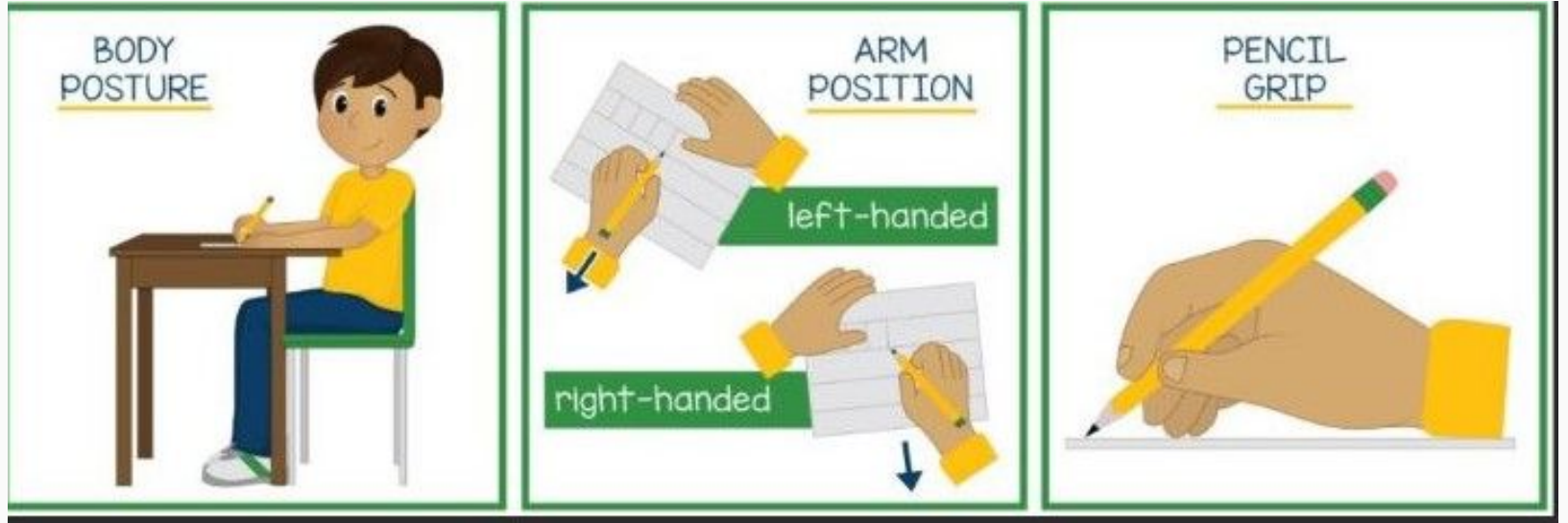
Good handwriting starts with.... Fine Motor
Control



Good handwriting starts with.... Warm ups!







- Shrug shoulders up to ears and down (10 times)
- Put hands together at chest level and push together for a count of 5
- Arm circles with arms out straight, 10 forward and 10 backwards
- Circle wrists in both directions for a count of 10
- Make a fist tightly and then spread fingers wide (5 times)
- Put thumbs up and wiggle round in a circle and up and down
- Make a duck beak
- Use your duck beaks to "quack" your fingers to yourself
- Use you duck beaks to 'quack to your teacher'
- Move each finger to touch your thumb one at a time
- Make owl eyes with thumb and first finger
- Shake our your hands up in the air

Good handwriting starts with.....



Good handwriting starts with....

Rhymes for letter formation - taken from Read Write Inc.

<p>a</p> 	<p>b</p> 	<p>c</p> 	<p>d</p> 	<p>e</p> 	<p>f</p> 
<p>Around the apple and down the leaf.</p>	<p>Down the laces to the heel and around the toe.</p>	<p>Curl around the caterpillar.</p>	<p>Around the dinosaurs bottom, up his tall neck & down to his toes.</p>	<p>Lift off the top and scoop out the egg.</p>	<p>Down the stem and draw the leaves.</p>

Please note we don't teach these in alphabetical order

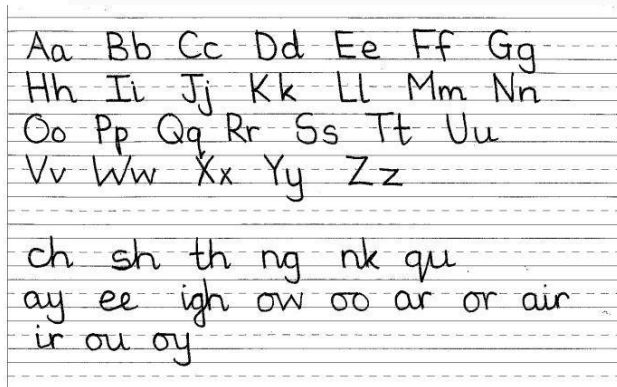
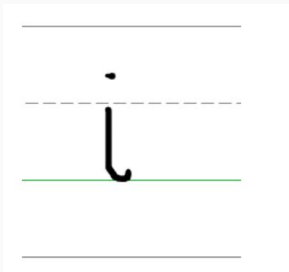
Good handwriting starts with....

ascender line —————

————— x-height line

baseline —————

————— descender line



Good spelling starts with...

- Being able to READ the common exception (RED) words
- Being able to SPELL the common exception words in isolation
- Being able to SPELL the common exception words in their writing

Remember - you CAN'T FRED A RED



Good comprehension starts with....



Reading with / to and
talking about stories.



End of Year 1 exemplification

[Link to P2W](#)

Example (p22, 23 and 24)

Writing at home pack

- Pencil
- Handwriting Paper
- Common Exception Word List
- RWINC letter formation rhymes
- Capital letter formation
- Seating and pencil position
- Letter formation using handwriting lines
- **Hold a sentence - matched to your child's RWINC book level**