

Remote Learning Guide

MFL



w.c 5th May 2026

What is the remote learning guide?

Where students are unable to attend school due to, medical, or disciplinary reasons we will continue to provide resources to enable students to continue their education at home – we call this remote learning. We want to minimise the impact to your child’s education and therefore we have a plan to make sure learning can continue when they are unable to attend school.

We will be providing all teaching resources through Microsoft Teams. All students will be automatically placed in a Team for their classes in all subjects. Teachers will place all activities, including lessons and resources as files in these Teams. Pupils can access the Teams through their school email accounts. Teachers will also set homework and send messages to their pupils using MS Teams. All work will be available before the lesson is due to start.

You can see a summary of what is being taught each week through the remote learning guides that are shared on the school website every Friday. The guides are also shared with students on their year group’s MS Teams. Your child’s teachers will also be available via email to answer any questions or queries your child may have. The email address for the head of each department is also included within this guide if you need to contact them regarding any subject related issue.

Pupils are also regularly set tasks and can access resources using the following platforms:

- **GCSEPod** - <https://www.gcsepod.com/>
- **Bedrock learning** - <https://bedrocklearning.org/>
- **Seneca** - <https://senecalearning.com/en-GB/>
- **UpLearn** - www.uplearn.co.uk
- **Sparx Maths** - <https://sparxmaths.com/>

The following resources provide lessons created by the BBC and Department for Education that may be used with your children to extend their learning at school.

- **Oak National Academy** - <https://www.thenational.academy/>
- **BBC Bitesize Daily Lessons** - <https://www.bbc.co.uk/bitesize/dailylessons>

Studies show that reading for pleasure makes a big difference to children’s educational performance. We recognise that reading is vitally important to your child’s education. Please make sure your child reads approximately one book a week. Students may access online news resources using The Day - <https://theday.co.uk/> or they may borrow a book from the school library.

Students record the passwords for these online resources in their school planner. If your child is unable to access the digital resources set by their teachers, please contact your child’s Year Manager or Year Coordinator or the school directly using this email address: enquiry@holte.bham.sch.uk

Year 7

Head of Department:

What is your child learning this term?

[French: Dynamo 1 Module 3: Mon temps libre](#)

1-Point de départ: talking about the weather

2: Tu es sportive

3: Qu'est ce que tu fais

4: Le sport dans les pays francophone

5: Tu aimes faire ça

6: Questions sur les vedettes

Spanish

¡Viva! 1 Módulo 3 : Mi insti

1: ¿Qué estudias?


2: ¿Te gustan las ciencias?

3: ¿Qué hay en tu insti?


4: Durante el recreo

Class	Teacher	Lessons, including homework deadlines & resources
Y7FR	JJW	<p>Please make notes from the following lesson and complete the tasks</p> <p>What someone does: intonation questions with 'quoi'</p> <p>LO: To ask a question you can raise the pitch of your voice at the end of a sentence.</p> <p>To get more information, we can add a question word such as 'quoi' (what) at the end of intonation questions</p> <p>Please make notes:</p> <p>https://www.thenational.academy/teachers/programmes/french-secondary-ks3/units/activities-singular-faire/lessons/what-someone-does-intonation-questions-with-quoi#video</p> <p>Deadline: 10th May 2026</p>

Y7SP	SFB	<p>Please make notes from the following lesson and complete the tasks</p> <p>Key learning points Where people go: give statements with 'ir' in singular persons</p> <p>Learning outcomes: I can use the 'l' and 'she, he' forms of the verb 'ir' to answer questions about where and when I and another person goes.</p> <p>I can recognise and pronounce the [b] and [v] sounds.</p> <p>Please make notes: https://www.thenational.academy/teachers/programmes/spanish-secondary-ks3/units/places-and-plans-ir-for-present-and-future-plans/lessons/where-people-go-give-statements-with-ir-in-singular-persons#video</p> <p>Deadline: 10th May 2026</p>
------	-----	---

Year 8	
Head of Department: Roxana Tapia	
What is your child learning this term?	
Year 8 French	
Module 3- A loisir (Dynamo 2 Rouge)	
<ul style="list-style-type: none"> • Point de départ – Talking about celebrities, TV programmes and adjective agreement. • Unité 1: Ma vie numérique – Digital life and asking/answering questions. • Unité 2: On va au cinéma ? – Arranging to go out and buying cinema tickets. • Unité 3: Quels sont tes loisirs ? – Leisure activities and using negatives. 	

- **Unités 4–5 (Skills)** – Shopping language, spotting synonyms, using three tenses when speaking/reading


Year 8 Spanish 

Module 3 - ¡A comer! (viva2)

- **Unit 1 – ¿Qué te gusta comer?:** Saying what foods you like and expressing a range of opinions.
- **Unit 2 – ¿Qué desayunas?:** Describing mealtimes and using negatives.
- **Unit 3 – En el restaurante:** Ordering a meal and using *usted/ustedes*.
- **Unit 4 – ¿Qué vamos a comprar?:** Discussing what to buy for a party and using the near future.
- **Unit 5 – ¡Fiesta!:** Giving an account of a party using three tenses together.

Class	Teacher	Lessons, including homework deadlines & resources
8FR		<p>Learning outcome</p> <p>I can use 'je' and 'nous' with a range of -er verbs to say what I do with others. I can recall that most consonants at the end of French words are silent, as well as the letter e.</p> <p>What you do with others: -er verbs 1st persons singular and plural KS3 Oak National Academy</p> <p>Y7 French Lesson Resources Oak National Academy</p> <p>Homework: revise key vocab of the video in French and do the translation into English</p> <p>Deadline: 09/05/26</p>
8SP		<p>Learning outcomes:</p> <p>I can use -er/-ir verbs to talk about what I did and do at school.</p> <p>I can use accents correctly on words whose final syllable is stressed.</p>

		<p>At school: -er and -ir verbs 1st person singular preterite KS3 Y8</p> <p>Spanish Lesson Resources Oak National Academy</p> <p>Homework: revise key vocab of the video in Spanish and do the translation into English</p> <p>Deadline: 09/05/26</p>
--	--	---

Year 9	
Head of Department: Ms Tapia	
What is your child learning this term?	
<p>Year 9 Spanish Option class </p> <p>Módulo 3: Mi gente, mi mundo</p> <ul style="list-style-type: none"> • Pupils will learn about different families • To be able to describe people • To be able to describe a photo • To describe friendship and relationships • To describe who you follow on social media • To be able to describe their identity <p><u>Useful Websites/Apps for MFL learning:</u></p> <p>Oak Academy SENECA Wordwall Duolingo Babbel The Language Gym Language apps</p>	

GCSEPod

<https://www.leguipe.fr/>

<https://www.elmundo.e/>

Class	Teacher	Lessons, including deadlines & resources
9CSP1	SOR & SMH	<p>Lesson for this week: Describing people in Spanish.</p> <p>Tasks: Make notes in your book of all key words/ phrases & grammar points using the link below. Then complete the quiz at the bottom of the page. https://www.bbc.co.uk/bitesize/articles/zkmwgowx</p> <p>https://gcsepod.accesscloud.com/shared/podcasts/chapter/94532</p> <p>https://gcsepod.accesscloud.com/shared/podcasts/chapter/94838</p> <p>Homework: Describe your self with minimal support in Spanish in your red book.</p> <p>Deadline: 08/05/26</p>

Year 10

Head of Department:

What is your child learning this term?

French- Module 5 – Continuing the Holidays Module for Spring 2 2026: Les vacances

- Talking about holidays and accommodation
- Talking about your ideal holiday
- Discussing what you can see and do on holiday
- Talking about festivals
- Reviewing and booking holiday accommodation
- Talking about staycation activities

Spanish - Module 5 – ¡A clase! Continuing the School Module for Spring 2 2026: A clase y mi insti

- Talking about a typical day at school
- Talking about your studies.
- Talking about how you would change your school.
- Talking about students and teachers at school

Websites/x

Language Gym, GCSEPod, Oak Academy, SENECA, ActiveLearn, Duo Lingo

Parents can encourage students to access the relevant apps/websites and use the vocabulary and revision materials provided by the MFL department to embed key grammar and vocabulary structures.

Class	Teacher	Lessons, including homework deadlines & resources
10FR	RIC JJW SMH FZA	<p>Please make notes from the following lesson and complete the tasks</p> <p>I can use 'ne...rien' and 'ne...personne', along with 'ne...pas' and 'ne...jamais', to express a range of negative meanings.</p> <p>I can recognise, write and pronounce [e] and [é].</p> <p>Une nouvelle vie en France : negation</p> <p>https://www.thenational.academy/pupils/programmes/french-secondary-year-10-edexcel/units/communication-and-the-world-around-us-la-france-est-belle/lessons/une-nouvelle-vie-en-france-negation/overview</p> <p>Une nouvelle vie en France : negation Oak National Academy</p> <p>Deadline: 09/05/26</p>
10SP	RVT SOR SFB	<p>Please make notes from the following lesson and complete the tasks</p> <p>Visita de un instituto español: possessive adjectives and pronouns</p> <p>I can use possessive adjectives and possessive pronouns in the context of life at school.</p> <p>Visita de un instituo español: possessive adjectives and pronouns Oak National Academy</p> <p>Deadline: 09/05/26</p>

Year 11

Head of Department: Miss Roxana Velasco-Tapia

What is your child learning this term?

Y11 FRENCH & SPANISH: REMOTE LEARNING

French- Revision Modules 1-8 (Listening, Reading, Writing)

1. Tu as du temps a perdre?
2. Mon clan, ma tribu
3. Ma vie scolaire
4. En pleine forme
5. Numéro vacances
6. Notre planete
7. Mon petit monde a moi
8. Mes projets d'avenir

Spanish- Revision Modules 1-8 (Listening, Reading, Writing)

1. Diviértete!
2. Viajes
3. Mi gente, mi mundo
4. Mi estilo de vida
5. A clase!
6. Mi barrio y yo
7. Un mundo mejor para todos
8. El futuro te espera

Websites/Apps:

Language Gym
GCSEPod
Oak Academy
SENECA
ActiveLearn
Duo Lingo

Parents can encourage students to access the relevant apps/websites and also use the vocabulary and revision materials provided by the MFL department to embed key grammar and vocabulary structures.

Class	Teacher	Lessons, including homework deadlines & resources
11AFR1	MRS BENANI	Exam preparation: Reading Complete the past paper and then use the mark scheme to assess. Take notes of any new vocabulary or grammatical structures. Foundation: https://cdn.savemyexams.com/uploads/2023/10/1SP0_3F_que_20180607.pdf https://cdn.savemyexams.com/uploads/2023/10/1SP0_3F_rms_20180822.pdf Higher:
11BFR1	MRS CHIHA	
11CFR1	MR WELTER	
11DFR1	MRS CHIHA	

		https://cdn.savemyexams.com/uploads/2023/10/1SP0_3H_que_20180607.pdf https://cdn.savemyexams.com/uploads/2023/10/1SP0_3H_rms_20180822.pdf Deadline: 8th May
11ASP1	MISS VELASCO-TAPIA	Exam preparation: Reading Complete the past paper and then use the mark scheme to assess. Take notes of any new vocabulary or grammatical structures.
11BSP1	MRS RAZIK	
11CSP1	MISS HENRY	
11DSP1	MISS VELASCO-TAPIA	Foundation: https://cdn.savemyexams.com/uploads/2023/10/1SP0_3F_que_20180607.pdf https://cdn.savemyexams.com/uploads/2023/10/1SP0_3F_rms_20180822.pdf Higher: https://cdn.savemyexams.com/uploads/2023/10/1SP0_3H_que_20180607.pdf https://cdn.savemyexams.com/uploads/2023/10/1SP0_3H_rms_20180822.pdf Deadline: 8th May