



Parent Meeting Introduction to Read Write Inc.

What is phonics?

Sounds (graphemes)

m	a	t
---	---	---

mat

sh	i	p
----	---	---

ship

demonstrate, containing, roamed, trivial, injured,
whimper

Fred Talk Routine



1. Say the word in sounds e.g. c-a-t.
2. Ask the child to repeat.

Can they 'jump-in' with the whole word?

3. Say the word in sounds followed by the whole word e.g. c-a-t, cat.
4. Ask the child to repeat.

Speed Sounds Set 1

Consonant sounds – stretchy

f	l	m	n	r	s	v	z	sh	th	ng
										nk

Consonant sounds – bouncy

b	c	d	g	h	j	p	qu	t	w	x	y	ch
	k											

Vowel sounds – bouncy

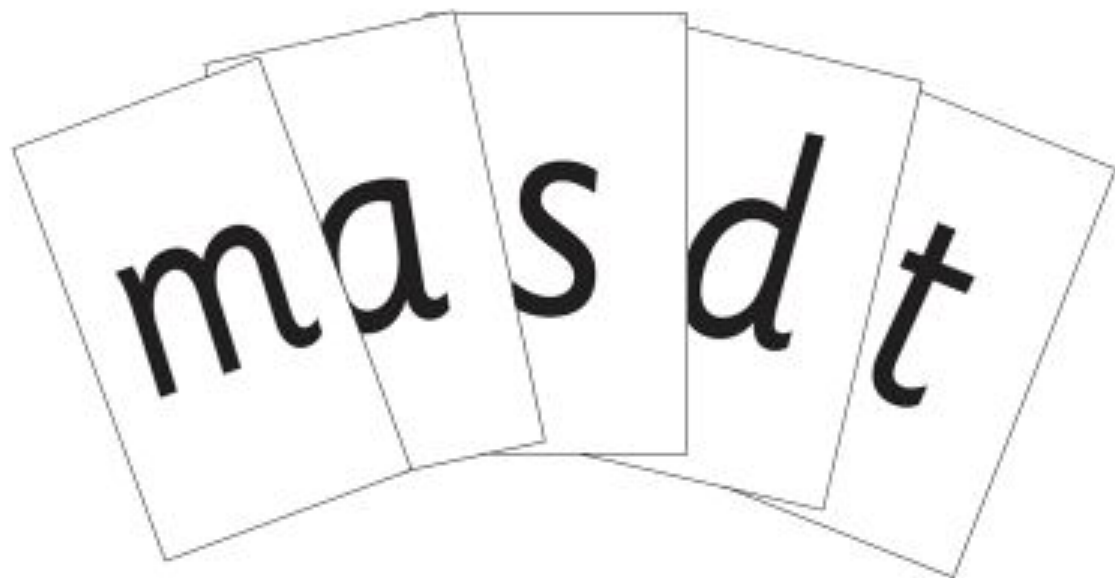
a	e	i	o	u	ay	ee	igh	ow
---	---	---	---	---	----	----	-----	----

Vowel sounds – stretchy

Vowel sounds – stretchy

oo	oo	ar	or	air	ir	ou	oy
----	----	----	----	-----	----	----	----

Teach something new...review,
review review!





Green Words

1.6

ship



mat

Red Words

I

said

This is Red Hat Rob.



"I will grab that cash box," he said.

Alien words

Set 1 Nonsense Words – Word Time 1.6



mip

Set 1 Nonsense Words – Word Time 1.6



sheb




Progress groups

Group children by phonic stages.

Teach to the group's challenge level.

Re-assess all children every half term.

Group children by their progress in word reading and fluency.

Set 1 Sounds Group A	
Set 1 Sounds Group B	
Set 1 Sounds Group C	



bed

leg



Ditty 1: I get a rod

Speed Sounds – read the sounds (not the letter name)

g r t e a o d n s i

Green Words – read these words by blending the sounds together

and sit get rod net

Red Words – read these words but tell your child the word if they get stuck

I

I get a rod

I get a net

I sit and I sit



Remember not to read the Ditty to your child first.
As your child reads the Ditty, be patient and give your child plenty of praise.

Read Write Inc.

Read Write Inc.

Read Write Inc.

Read Write Inc.

Read Write Inc.

Read Write Inc.

Read Write Inc.

Read Write Inc.

Pin it
Red Ditt

My dog
Set 1 Story
a e i o u

Billy the
Set 2 Story
a e i o u

Scruf
Set 3 Story
v e n g n k

Playday
Set 4 Story
ay

Lost
Set 5 Story
ay

Barke
Set 6 Story
ar

**A very dangerous
dinosaur**
Set 7 Story 12
ous cious tious

Story by Gill Munton
Illustrated by Tim Archbold
Series developed by

Story by Gill Munton
Illustrated by Tim Archbold
Series developed by

Story by Gill Munton
Illustrated by Tim Archbold
Series developed by


Story by Gill Munton
Illustrated by Tim Archbold
Series developed by

Story by Gill Munton
Illustrated by Tim Archbold
Series developed by

Story by Gill Munton
Illustrated by Tim Archbold
Series developed by

Story by Gill Munton
Illustrated by Tim Archbold
Series developed by

Story by Gill Munton
Illustrated by Tim Archbold
Series developed by Ruth Miskin



Pin it on

Introduction

In this story, some children are playing a game called 'Pin the tail on the donkey'. They are blindfolded, and need to attach the tail to the right place. Let's see how they do!

pin it on

not on its leg



"Snatchosaurus is a very dangerous dinosaur," she said.


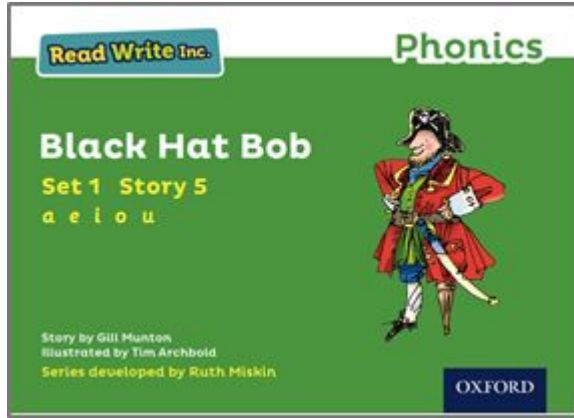
"So it's obvious! We need to find an *even more dangerous* dinosaur to catch him!"

"But where can we find a dinosaur like that?" asked Stegosaurus, cautiously.

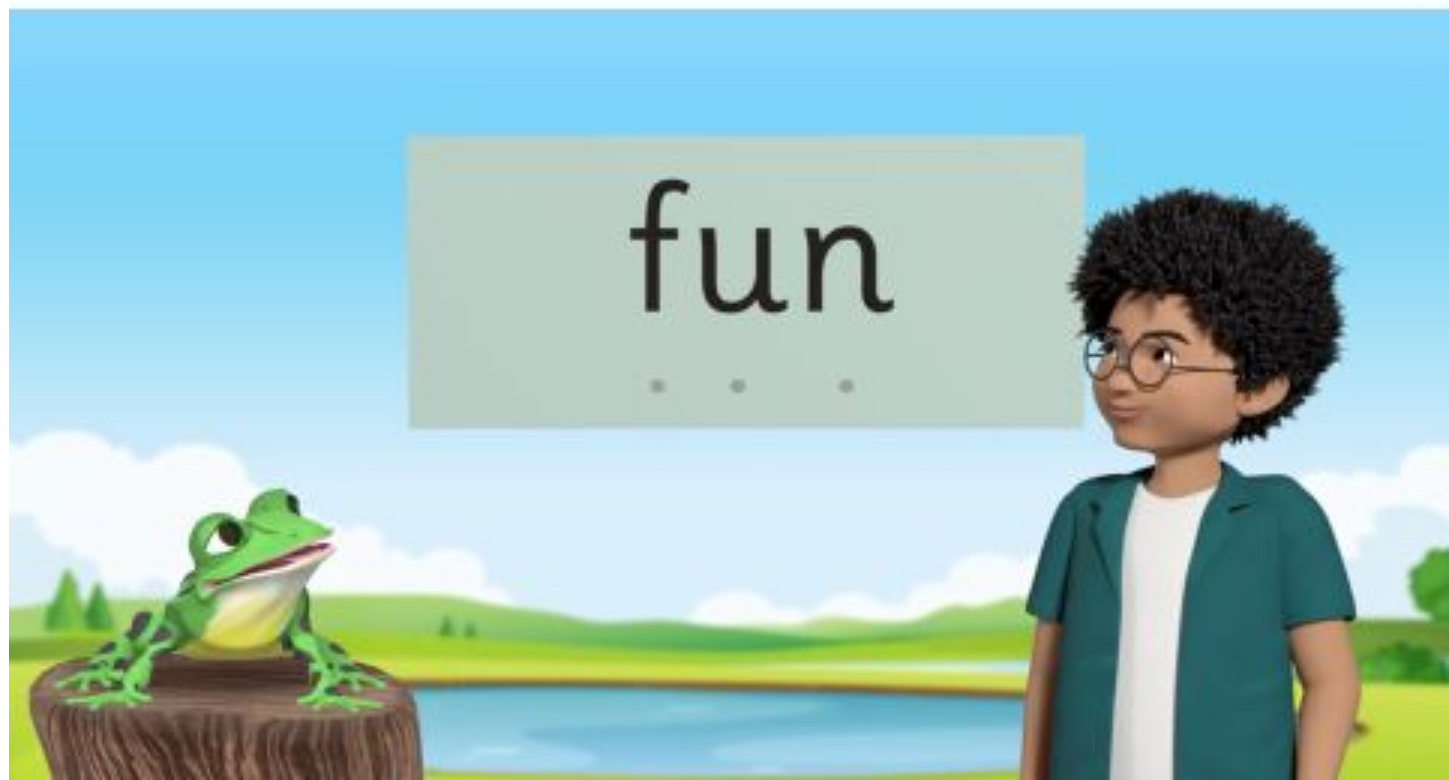
"We will make one!" came the reply.

So they got out their scissors, and their pencils, and their paper, and their card, and their paints, and their sticky tape ... and they made ... a Catchasatchosaurus!
And the famous Snatchosaurus was never seen again!

What books will children bring home?



Virtual Classroom films



What can I do?

1. Use pure sounds rather than letter names.
2. Use Fred Talk to help your child to read and spell words.
3. Listen to your child read their Storybook every day.
4. Watch the Virtual Classroom films together.
5. Read stories to your child every day.

Online resources available

Ruth Miskin Families Page:

<https://www.ruthmiskin.com/parentsandcarers/>

Ruth Miskin Facebook:

<https://www.facebook.com/miskin.education>

Free e-books for home reading:

<http://www.oxfordowl.co.uk/Reading/>

Any questions?

