


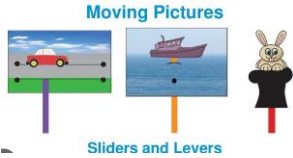




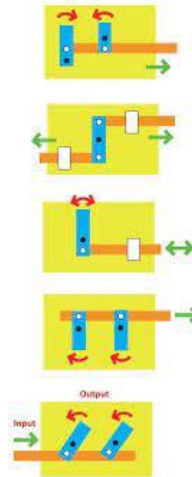







DT Subject Overview



	Autumn 1	Autumn 2	Spring 1	Spring 2	Summer 1	Summer 2
Nursery	All About Me Healthy Eating Love our bodies with healthy food – fruit faces	Time to Rhyme	Winter Textiles Winter collages We're Going on a Bear Hunt collage	Jungle and Pattern Textiles Jungle collages including patterns. Healthy Eating Tropical fruit patterns.	Plants, Flowers and Mini Beasts Structures Natural world - children help to build small world area – focus on stacking stones or using sticks to make fences/barriers.	People Who Help Us Moving mechanisms Builders - learning through play. Structures Design and make a vehicle of choice from junk materials.
Reception						
Year 1	Topic: Let's explore Abbey Park Structures: Playground 	Topic: Remember, remember Structure - diorama fireworks 	Topic: Hot & cold Food technology Love our bodies with healthy food - cold smoothies and hot soups	Topic: Explorers up above Mechanism - levers, sliders, (moving pictures) based on explorers topic. 	Topic: Where in the world? Textiles - rainbow fish Weaving 	Topic: London Textiles: Fabric pictures 

Year 2	<p>Topic: Let's explore Pershore Structures - trioramas</p> <p>Children create trioramas based on the locality.</p>	<p>Topic: Childhood through the decades</p> <p>Mechanisms - pull along car</p> 	<p>Topic: Let's explore the UK</p> <p>Textiles - UK bunting</p> <p>Design, make bunting based on UK colours.</p>	<p>Topic: Let's investigate nursing heroes</p> <p>Food Technology: Eat more fruit and vegetables</p>	<p>Topic: Global explorers</p> <p>Food technology - world cuisine (stir fry?)</p>	<p>Topic: Great Fire of London</p> <p>Structures - Tudor house</p> <p>Lego Spike - Great adventures.</p>
Year 3	<p>Topic: Map work local area</p> <p>Structures - houses</p> <p>Diorama of house - similar to ones in the locality.</p> <p>Progression - windows, moving doors,</p> 	<p>Topic: Stone Age</p> <p>Textiles</p> <p>Design a stone age outfit.</p>	<p>Topic: USA</p> <p>Food technology</p> <p>American food challenge</p>	<p>Topic: Moving mechanism</p> <p>Create recycling pictures with levers and linkages</p> 	<p>Topic: Romans</p> <p>Mechanisms</p> <p>Design and construct a moving chariot</p> 	<p>Topic: Romans</p> <p>Structure</p> <p>Roman aqueduct</p>  <p>Lego Spike - Amazing amusement</p>
Year 4	<p>Topic: Invaders and settlers</p> <p>Textiles - Anglo Saxon purse</p>	<p>Topic: Invaders and settlers</p> <p>Structures</p> <p>Viking long ship - floating - selecting</p>	<p>Topic: Rainforests</p> <p>Electrics</p> <p>Battery operated lights to find our</p>	<p>Topic: Tudors</p> <p>Moving mechanisms</p> <p>Catapults</p>	<p>Topic: coasts</p> <p>Food technology</p> <p>Design and make a healthy picnic that</p>	<p>Topic: coasts</p> <p>Structures</p> <p>Let's go fly a kite.</p> <p>Children to design and make kites that</p>

		<p>and joining materials, designing head and tail, holes for oars</p> 	<p>way through the dense rainforest.</p> 	<p>Children explore and design making Tudor catapults.</p>	<p>you could take to the seaside. Healthy sandwich.</p>	<p>they can test at the seaside.</p> <p>Lego Spike - Happy Traveller</p>
Year 5	<p>Topic: Water, water everywhere</p> <p>Moving Mechanisms Water wheels</p>	<p>Topic: BLITZ! Building shelters - structures</p>	<p>Topic: Explorers and Adventurers</p> <p>Moon Buggy - electricals</p>	<p>Topic: Chocolate</p> <p>Packaging - structures</p>	<p>Topic: Temples, Tombs and Treasure</p> <p>Textiles - sewing cuff felt</p>	<p>European city - Rome</p> <p>Food - Italian menu - healthy pasta sauce, pizza bases and toppings, salads,</p> <p>Lego Spike - Crazy carnival games</p>
Year 6	<p>Groovy Greeks</p> <p>Sandals</p>	<p>Divine Dynasties</p> <p>Chinese Inventions</p>	<p>Savage Earth</p> <p>Programming Adventures</p>	<p>Driving to Be Green</p> <p>Upcycling (textiles)</p>	<p>Passport to the World</p> <p>Global Food</p>	<p>Passport to the World</p> <p>Fairground</p> <p>Lego Spike - Quirky creations</p>
Year 7		<p>Woodwork</p> <p>Shabby Chic - design and make a wooden plaque</p>		<p>Textiles -</p> <p>Design and make a cushion using both</p>	<p>Design solutions</p> <p>Pupils posed a problem and to</p>	<p>Spanish omelette</p> <p>Design and cook a Spanish omelette</p>

		<i>using the mechanical tools in D&T room</i>		<i>hand sewing and the sewing machines</i>	<i>work in groups to solve it.</i>	
--	--	---	--	--	--	--