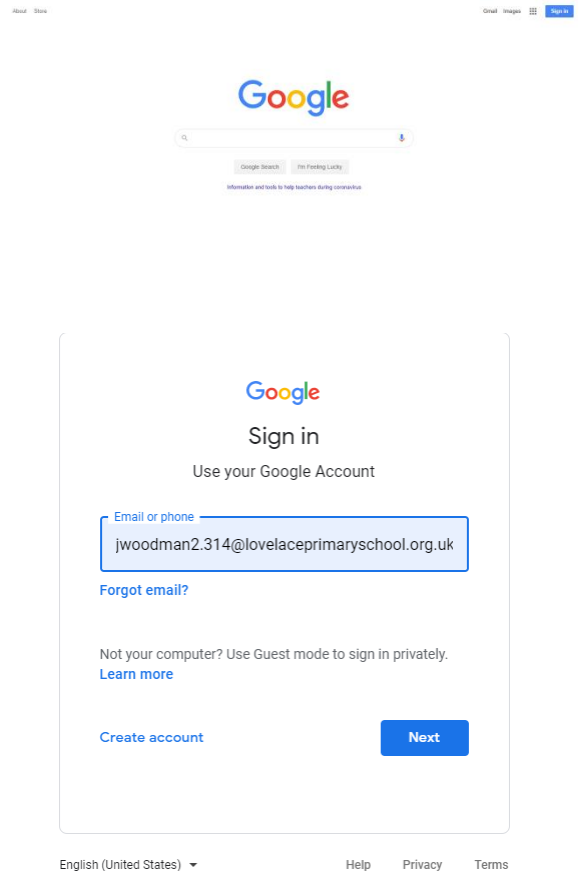


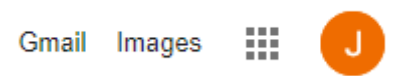
# How to sign in to Google classroom with your USO

1. Go to [www.google.co.uk](http://www.google.co.uk) and click on the blue sign in button.

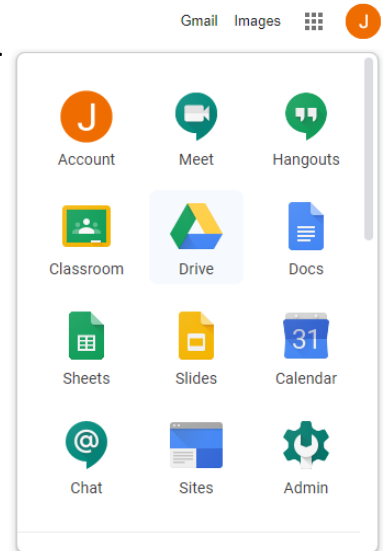


3. You will then come to your USO screen. Type in your USO with .314 at the end, then your password (this is the one you use to log into the computer with

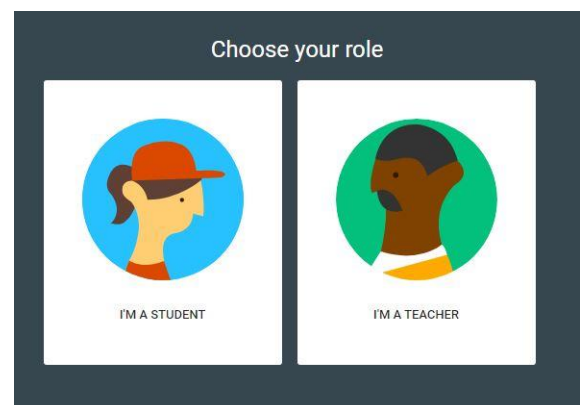
4. Once you are logged in, you will return to the Google Search screen. Go to the top right and click on the waffle.



5. Click on the Classroom icon or type [classroom.google.com](https://classroom.google.com) into the URL bar.



6. Accept the terms of using classroom and confirm that Your role is a student.



7. You will see an invitation to join a classroom. Click 'Join'. Once you have joined you are a member of that class!

