Wigston College

A Level Mathematics Transition Pack

Textbook Recommendations:

Online copies of the textbooks listed below will be provided for your use. However, you may prefer to purchase your own copies.

You may also wish to purchase a revision guide to support your independent study and exam preparation.



Pearson Edexcel AS and A level Mathematics Pure Mathematics Year 1/AS Textbook

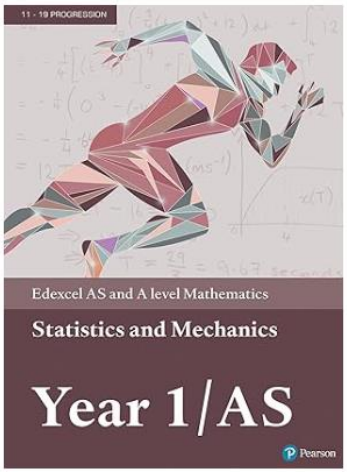

Edexcel AS and A level Mathematics Statistics & Mechanics Year 1/AS Textbook

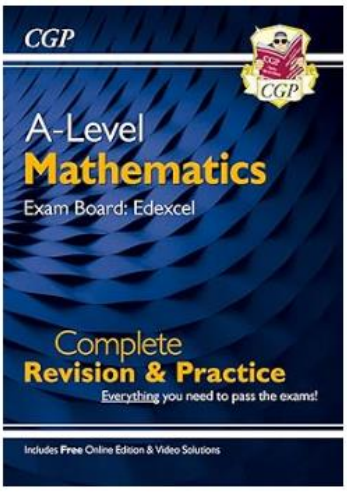

A-Level Maths Edexcel
Complete Revision & Practice
(CGP Edexcel A-Level Maths)

Mathematical Reading List:

The following books provide an engaging and accessible introduction to mathematical thinking and problem solving.

These are intended as wider reading rather than textbooks and are recommended to help develop your mathematical curiosity and understanding.

- Why Do Buses Come in Threes?: The Hidden Maths of Everyday Life
- Fermat's Last Theorem: The story of a riddle that confounded the world's greatest mind for 358 years
- Alex's Adventures in Numberland
- The Tiger That Isn't: Seeing Through a World of Numbers
- Mathematician's Delight (Dover Science Books)

Mathematical Watching List:

- Hidden Figures
- The Story of One
- The Imitation Game
- A Beautiful Mind
- X + Y

Calculator Guide

Your A -Level calculator should be able to perform the following essential functions:

- Statistical calculations using single-variable or paired-variable data
- Normal and binomial probability distribution calculations
- Trigonometric functions
- Vector calculations
- Numerical integrations
- Complex number calculations (Further Maths only)
- Matrix calculations (Further Maths only)

An advanced scientific calculator is the minimum requirement for A Level maths.

Graphing calculators can offer additional functionality, such as the ability to produce graphs and visual representations. However, they are considerably more expensive than standard scientific calculators.

Casio fx-991CW
Advanced Scientific
Calculator (UK Version)

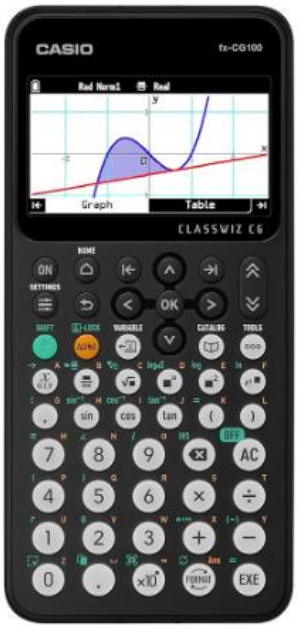

Casio fx-CG100 Colour
Graphing Calculator
(UK Version)

Transition Work:

To help support your transition from GCSE to A Level Mathematics, your teachers have identified a number of key topics that you should feel confident with before beginning the course.

At the start of Year 12, you will complete a short assessment based on these topics. It is therefore important that you spend time revising and practising these key skills over the summer. As a guide, we would expect prospective A Level Mathematics students to achieve around 80% in this assessment.

Students who would benefit from additional support may be invited to attend before or after school sessions designed to build confidence, strengthen understanding, and help ensure a successful start to the course.

Alongside each topic, you will find the relevant Corbettmaths video numbers. We recommend that you:

1. Watch the Corbettmaths videos for each topic
2. Make notes and attempt the worked examples
3. Complete the accompanying textbook exercises
4. Revisit any topics you find more challenging

Building confidence with these topics now will provide you with a strong foundation for success in A Level Mathematics.

Topic List:

Topic	Corbettmaths Video Numbers
Simplifying algebraic expressions	11-13
Solving linear equations	110-113
Indices	17, 172-175
Surds	305-308
Expanding brackets	14-15
Algebraic fractions	21-24
Factorising	117-120
Quadratic equations	266-267
Simultaneous equations	295-298
Inequalities	202-205
Functions and function notation	151-154

How to use Corbettmaths:

Follow the steps below to get the most of Corbettmaths.

1. Access www.corbettmaths.co.uk

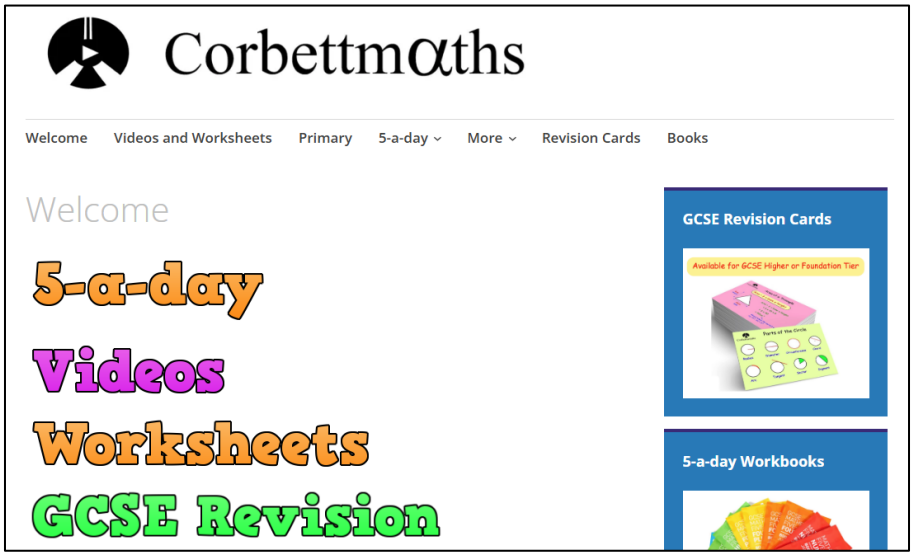

2. Click on 'Videos'

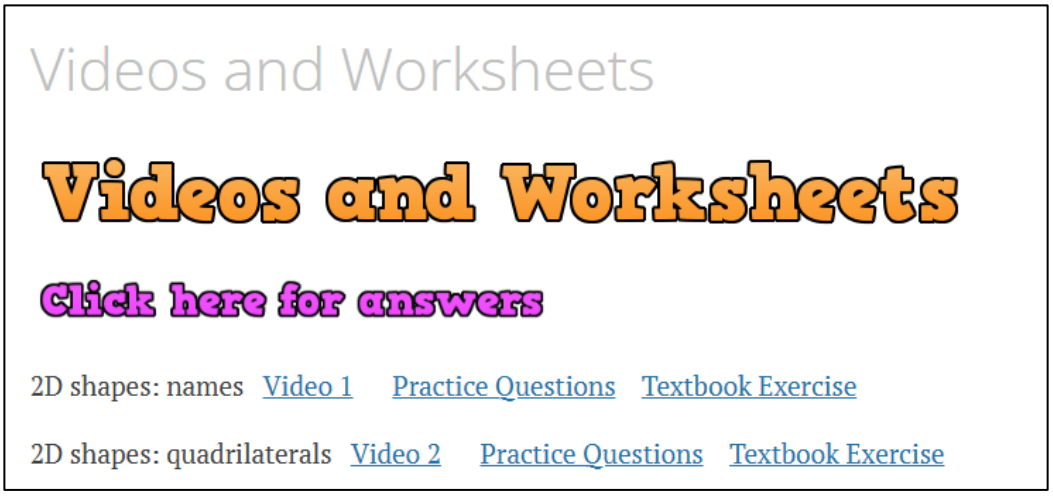

3. Find and watch the relevant video

4. Once you have watched the video, return to the 'Videos' page and complete the accompanying textbook exercise.

5. Answers are available at the end of each textbook exercise so that you can check your work and identify any areas that may require further revision.