

# Autumn 1

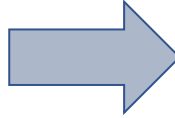


## Nursery

### All About Me



- Talk about themselves. What makes them unique/special?
- Hobbies.
- How are they the same/ different?
- Describing words - long hair, curly hair etc. Colours - brown eyes, blue eyes etc.
- Self-portraits.
- Naming body parts.

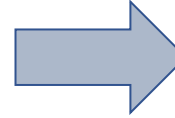


## Reception

### Myself and my Family



- Name different members of the family e.g. Mum/Dad/Grandad etc.
- Pets.
- Discuss then and now (past and present) when looking at baby photos. What's still the same/what's different?
- Use vocabulary of baby, toddler, child and adult.
- Revise nursery vocabulary of long hair, curly hair, brown eyes, blue eyes etc.



### Prepares children for:

#### Y1 History

- Develop an awareness of the past, using common words and phrases relating to the passing of time
- Know where the people and events they study fit within a chronological framework
- Learn about changes within living memory and events beyond living memory

# Spring 1

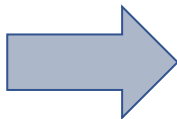


## Nursery

People who help us  
(within school)



- Name and talk about who helps them around school e.g. lunchtime supervisors, office staff etc.
- Use job titles e.g. headteacher or caretaker.
- Name some places around school e.g. office.
- Name some job-related items e.g. computer.
- Talk about who helps them at home too and how they help them.

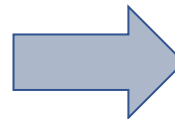


## Reception

People who help us  
(outside of school)



- Use job titles of people who help us e.g. doctor, firefighter, police officer, librarian etc.
- Name the places where these people may work e.g. fire station, doctor's surgery.
- Name some job-related items including transport e.g. hose, medicine, ambulance, siren, police car, fire engine etc.
- Use further job-related vocabulary e.g. uniform, patient.



## Prepares children for:

### Y1 History

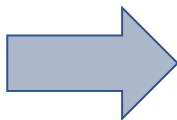
- Learn about the lives of significant individuals in the past who have contributed to national and international achievements e.g. Florence Nightingale, George Cadbury and other historical figures and how they helped others

# Spring 2



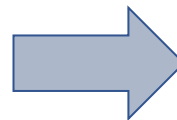
## Nursery

### Transport



## Reception

### Journeys



Prepares children for:

### Y1 History

#### Why do we Remember Some People from History?

- A study into the sea travels of explorers like Captain Cook and how these individuals from the past have contributed to international achievements

- Name different forms of transport e.g. car, bus, train, boat, aeroplane; and the different parts they have e.g. door, window, wheel, engine.
- Sort transport into those that fly in the sky, those that go through the water and those that go across the land.
- Talk about transport they've been on and look at holiday photographs, beginning to show an understanding that there are different countries in the world.

- Discuss where you might go on a bus vs. where you might go on a boat.
- Discuss what transport is needed to get to a different country.
- Look at family photographs of places they have been to and talk about how they got there.
- Look at images of transport in the past to understand that things were different before they were born.