

Year 2 Maths Homework: Due on Wednesday 24th June 2026

Part 1 – **Must:** For your first task this week, please complete these missing symbol sums. You need to choose **addition**, **subtraction**, **multiplication** or **division** for each of these sums.

We have explored this in Maths this week, so think back to our past learning. If you are unsure about any of these questions, please let me know by leaving a comment in your homework. Thank you.

Example – 6 2 = 12

I know that double 6 is 12. So, the missing symbol is times.

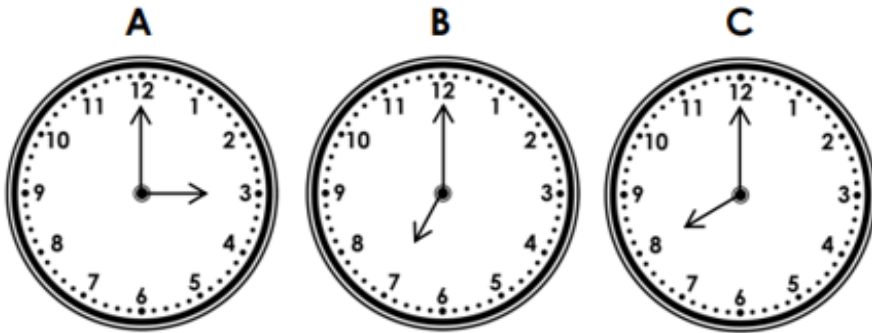
$6 \times 2 = 12$

Addition	+
Subtraction	-
Multiplication	×
Division	÷

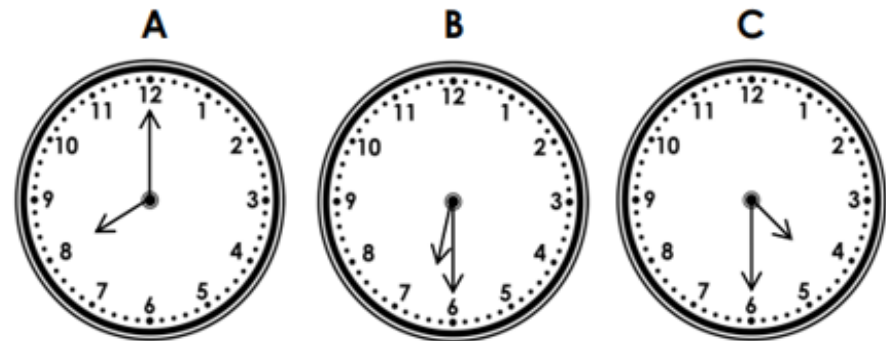
3 <input type="text"/> 5 = 8	40 <input type="text"/> 4 = 10
7 <input type="text"/> 5 = 35	9 <input type="text"/> 5 = 4
3 <input type="text"/> 3 = 9	17 <input type="text"/> 3 = 20
30 <input type="text"/> 10 = 3	20 <input type="text"/> 5 = 15
14 <input type="text"/> 5 = 9	16 <input type="text"/> 2 = 18
12 <input type="text"/> 2 = 24	15 <input type="text"/> 5 = 3
90 <input type="text"/> 3 = 87	30 <input type="text"/> 23 = 7
5 <input type="text"/> 5 = 10	5 <input type="text"/> 5 = 25

Part 2 – **Should:** For your second task this week, please complete these time activities. We started looking at reading the time back in the first half of the summer term. Your first activity is based on reading the times and finding the clock face that matches each time. Look at the clock faces and tick the correct ones. Secondly, please complete the other time activities including reading different word problems.

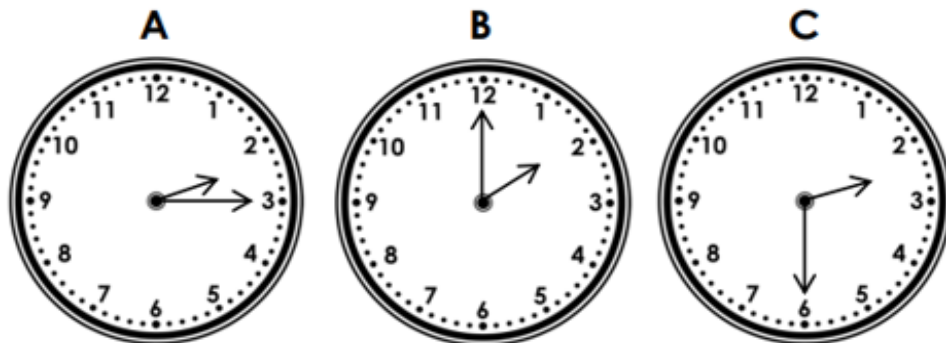
1. Tick the clock face that shows three o'clock.



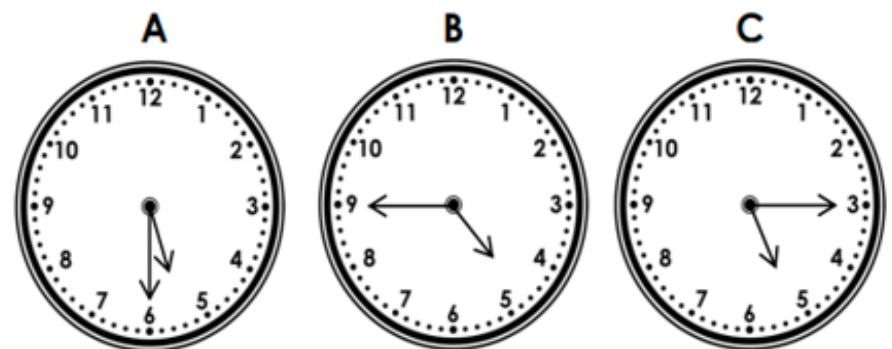
2. Tick the clock face that shows half past six.



7. Tick the clock face that shows quarter past two.



12. Tick the clock face that shows quarter to five.



O'clock and Half Past

1. Match the clocks to the correct written time.



half past 9

6 o'clock




half past 6

11 o'clock

VF

2. Draw the missing hands on each clock to show the correct time.



4 o'clock



half past 7

VF

3. Match the clocks to the things you might do at that time.



go to bed

finish school

eat lunch



VF

4. Jane reads the time on the clock.



She says,

The time must be between 5 o'clock and 7 o'clock.



Is Jane correct? Explain how you know.

R

5. The time is half past 3, but the hands have fallen off the clock! Three children have tried to fix it.



Peter



Robert



Saskia

Who is correct? Explain why

R

6. Alice is giving some clues to describe the time.



The hour hand is between the 3 and 7. The minute hand is pointing to the 6.



What time could Alice be describing?

PS

Part 3 – **Mental Arithmetic Test** For your arithmetic test this week, please revise both the three and four times tables which we have learnt this term. Please complete the multiplication wheels on this page to guide you through this task. We will be completing a test using both times tables this week, so keep revising them.

Your next arithmetic test will be completed on Tuesday 23rd June

Please note, the wheels are not in order, so look carefully at the numbers around the outside. Thank you!

