

Remote Learning Guide

MFL



w.c 5th May 2026

What is the remote learning guide?

Where students are unable to attend school due to, medical, or disciplinary reasons we will continue to provide resources to enable students to continue their education at home – we call this remote learning. We want to minimise the impact to your child’s education and therefore we have a plan to make sure learning can continue when they are unable to attend school.

We will be providing all teaching resources through Microsoft Teams. All students will be automatically placed in a Team for their classes in all subjects. Teachers will place all activities, including lessons and resources as files in these Teams. Pupils can access the Teams through their school email accounts. Teachers will also set homework and send messages to their pupils using MS Teams. All work will be available before the lesson is due to start.

You can see a summary of what is being taught each week through the remote learning guides that are shared on the school website every Friday. The guides are also shared with students on their year group’s MS Teams. Your child’s teachers will also be available via email to answer any questions or queries your child may have. The email address for the head of each department is also included within this guide if you need to contact them regarding any subject related issue.

Pupils are also regularly set tasks and can access resources using the following platforms:

- **GCSEPod** - <https://www.gcsepod.com/>
- **Bedrock learning** - <https://bedrocklearning.org/>
- **Seneca** - <https://senecalearning.com/en-GB/>
- **UpLearn** - www.uplearn.co.uk
- **Sparx Maths** - <https://sparxmaths.com/>

The following resources provide lessons created by the BBC and Department for Education that may be used with your children to extend their learning at school.

- **Oak National Academy** - <https://www.thenational.academy/>
- **BBC Bitesize Daily Lessons** - <https://www.bbc.co.uk/bitesize/dailylessons>

Studies show that reading for pleasure makes a big difference to children’s educational performance. We recognise that reading is vitally important to your child’s education. Please make sure your child reads approximately one book a week. Students may access online news resources using The Day - <https://theday.co.uk/> or they may borrow a book from the school library.

Students record the passwords for these online resources in their school planner. If your child is unable to access the digital resources set by their teachers, please contact your child’s Year Manager or Year Coordinator or the school directly using this email address: enquiry@holte.bham.sch.uk

Year 7

Head of Department:

What is your child learning this term?

French: Dynamo 1 Module 3: Mon temps libre

1-Point de départ: talking about the weather

2: Tu es sportive

3: Qu'est ce que tu fais

4: Le sport dans les pays francophone

5: Tu aimes faire ça

6: Questions sur les vedettes

Spanish

¡Viva! 1 Módulo 3 : Mi insti

1: ¿Qué estudias?



2: ¿Te gustan las ciencias?

3: ¿Qué hay en tu insti?

4: Durante el recreo

Class	Teacher	Lessons, including homework deadlines & resources
Y7FR	JJW	<p>Please make notes from the following lesson and complete the tasks</p> <p>Describe people: 'être' 3rd person plural and regular plural adjectives</p> <p>Lesson outcome: I can use 'ils sont' and 'elles sont' with regular plural adjectives to describe what they (masculine and feminine) are like.</p> <p>Describe people: 'être' 3rd person plural and regular plural adjectives Oak National Academy</p> <p>Deadline: 4th May 2026</p>
Y7SP	SFB	<p>Please make notes from the following lesson and complete the tasks</p> <p>Key learning points</p> <p>What is it? Singular indefinite articles 'un' and 'una'</p>


		<p>Lesson outcome I can recognise the gender of nouns and use the singular indefinite articles, 'un' and 'una', in Spanish. I can recognise and pronounce the Spanish [l] and [ll] sounds.</p> <p>What is it? Singular indefinite articles 'un' and 'una' Oak National Academy</p> <p>Deadline: 4th May 2026</p>
--	--	--


Year 8	
Head of Department: Roxana Tapia	
What is your child learning this term?	
Year 8 French 	
Module 3- A loisir (Dynamo 2 Rouge)	
<ul style="list-style-type: none"> • Point de départ – Talking about celebrities, TV programmes and adjective agreement. • Unité 1: Ma vie numérique – Digital life and asking/answering questions. • Unité 2: On va au cinéma ? – Arranging to go out and buying cinema tickets. • Unité 3: Quels sont tes loisirs ? – Leisure activities and using negatives. • Unités 4–5 (Skills) – Shopping language, spotting synonyms, using three tenses when speaking/reading 	
Year 8 Spanish 	
Module 3 - ¡A comer! (viva2)	
<ul style="list-style-type: none"> • Unit 1 – ¿Qué te gusta comer?: Saying what foods you like and expressing a range of opinions. • Unit 2 – ¿Qué desayunas?: Describing mealtimes and using negatives. • Unit 3 – En el restaurante: Ordering a meal and using <i>usted/ustedes</i>. 	

- **Unit 4 – ¿Qué vamos a comprar?:** Discussing what to buy for a party and using the near future.
- **Unit 5 – ¡Fiesta!:** Giving an account of a party using three tenses together.

Class	Teacher	Lessons, including homework deadlines & resources
8FR		<p>Learning outcomes:</p> <p>I can form information questions using question words and 'est-ce que'.</p> <p>I can recognise and pronounce the sound-symbol correspondence [en/an].</p> <p>Celebrations: information questions with question word + 'est-ce que'</p> <p>KS3 Y8 French Lesson Resources Oak National Academy</p> <p>Homework: revise key vocab of the video in French and do the translation into English</p> <p>Deadline: 02/05/26</p>
8SP		<p>Learning outcomes:</p> <p>I can use singular 'estar' and 'ser' to say what I am and you are like at the moment and in general.</p> <p>I can use my vocabulary knowledge to transcribe correctly words with the sound-symbol correspondences [ge], [gi]</p> <p>All about me: 'ser' and 'estar' singular persons KS3 Y7 Spanish Lesson Resources Oak National Academy</p> <p>Homework: revise key vocab of the video in Spanish and do the translation into English</p> <p>Deadline: 02/05/26</p>

--	--	--

Year 9		
Head of Department: Ms Tapia		
What is your child learning this term?		
<p>Year 9 Spanish Option class </p> <p>Módulo 3: Mi gente, mi mundo</p> <ul style="list-style-type: none"> • Pupils will learn about different families • To be able to describe people • To be able to describe a photo • To describe friendship and relationships • To describe who you follow on social media • To be able to describe their identity <p><u>Useful Websites/Apps for MFL learning:</u></p> <p>Oak Academy SENECA Wordwall Duolingo Babbel The Language Gym Language apps GCSEPod https://www.lequipe.fr/ https://www.elmundo.e/</p>		
Class	Teacher	Lessons, including deadlines & resources
9CSP1	SOR & SMH	Lesson for this week: Describing people in Spanish.

		<p>Tasks: Make notes in your book of all key words/ phrases & grammar points using the link below. Then complete the quiz at the bottom of the page. https://www.bbc.co.uk/bitesize/articles/zkmwgowx</p> <p>Homework: describe in your book in Spanish this picture: Look at the picture. Imagine this is your family. describe the following in Spanish:</p> <ul style="list-style-type: none"> • ¿Quién está en la foto? • ¿Dónde están? • ¿Qué están haciendo?  <p>Deadline: 01/05/26</p>
--	--	---

Year 10	
Head of Department:	
What is your child learning this term?	
	<p>French- Module 5 – Continuing the Holidays Module for Spring 2 2026: Les vacances</p> <p>Talking about holidays and accommodation</p> <ul style="list-style-type: none"> - Talking about your ideal holiday - Discussing what you can see and do on holiday - Talking about festivals - Reviewing and booking holiday accommodation - Talking about staycation activities <p>Spanish - Module 5 – ¡A clase! Continuing the School Module for Spring 2 2026: A clase y mi insti</p> <ul style="list-style-type: none"> • Talking about a typical day at school • Talking about your studies. • Talking about how you would change your school. • Talking about students and teachers at school <p>Websites/x Language Gym, GCSEPod , Oak Academy , SENECA , ActiveLearn , Duo Lingo</p>

Parents can encourage students to access the relevant apps/websites and use the vocabulary and revision materials provided by the MFL department to embed key grammar and vocabulary structures.

Class	Teacher	Lessons, including homework deadlines & resources
10FR	RIC JJW SMH FZA	<p>Please make notes from the following lesson and complete the tasks</p> <p>I can use 'ne...rien' and 'ne...personne', along with 'ne...pas' and 'ne...jamais', to express a range of negative meanings.</p> <p>I can recognise, write and pronounce [e] and [é].</p> <p>Une nouvelle vie en France : negation</p> <p>OUne nouvelle vie en France : negation Oak National Academy</p> <p>Deadline: 01/05/26</p>
10SP	RVT SOR SFB	<p>Visita de un instituto español: possessive adjectives and pronouns</p> <p>I can use possessive adjectives and possessive pronouns in the context of life at school.</p> <p>Visita de un instituo español: possessive adjectives and pronouns Oak National Academy</p> <p>Deadline: 01/05/26</p>

Year 11

Head of Department: Miss Roxana Velasco-Tapia

What is your child learning this term?

Y11 FRENCH & SPANISH: REMOTE LEARNING

French- Module 8 Mes projets d'avenir c

- Mon été de rêve

- Mes passions et mon avenir
- Express Mondial
- Quelles sont tes compétences?
- Bien payé, mais fatigant!

Spanish- Module 8 El futuro te espera

- Pioneros latinos
- Sueños y esperanzas
- A trabajar
- Un trabajo para todos
- Los lenguas te abran los puertos
- El trabajo antes, ahora...y mañana
- El futuro sin limites

Websites/Apps:

Language Gym
GCSEPod
Oak Academy
SENECA
ActiveLearn
Duo Lingo

Parents can encourage students to access the relevant apps/websites and also use the vocabulary and revision materials provided by the MFL department to embed key grammar and vocabulary structures.

Class	Teacher	Lessons, including homework deadlines & resources
11AFR1	MRS BENANI	Photo description: Speaking exam preparation (Describing a photo FR) Open the link below, watch the video (section about describing a photo) and read through the tips. Make notes on any new vocabulary and grammar points in your books. <u>Lesson: Contrôle écrit: photo description, essay and translation practice (Edexcel) Oak National Academy</u> Deadline: 30th April
11BFR1	MRS CHIHA	
11CFR1	MR WELTER	
11DFR1	MRS CHIHA	
11ASP1	MISS VELASCO-TAPIA	Photo description: Speaking exam preparation (Describing a photo SP) Open the link below, watch the video (section about describing a photo) and read through the tips. Make notes on any new vocabulary and grammar points in your books.
11BSP1	MRS RAZIK	
11CSP1	MISS HENRY	
11DSP1	MISS VELASCO-TAPIA	

		<p><u>Fiestas y costumbres: photo description, read aloud AQA</u></p> <p><u>KS4 Y10 Spanish Lesson Resources Oak National Academy</u></p> <p>Deadline: 30th April</p>
--	--	---