

Remote Learning Guide

Music



w.c. Monday 22nd June 2026

What is the remote learning guide?

Where students are unable to attend school due to, medical, or disciplinary reasons we will continue to provide resources to enable students to continue their education at home – we

call this remote learning. We want to minimise the impact to your child's education and therefore we have a plan to make sure learning can continue when they are unable to attend school.

We will be providing all teaching resources through Microsoft Teams. All students will be automatically placed in a Team for their classes in all subjects. Teachers will place all activities, including lessons and resources as files in these Teams. Pupils can access the Teams through their school email accounts. Teachers will also set homework and send messages to their pupils using MS Teams. All work will be available before the lesson is due to start.

You can see a summary of what is being taught each week through the remote learning guides that are shared on the school website every Friday. The guides are also shared with students on their year group's MS Teams. Your child's teachers will also be available via email to answer any questions or queries your child may have. The email address for the head of each department is also included within this guide if you need to contact them regarding any subject related issue.

Pupils are also regularly set tasks and can access resources using the following platforms:

- **GCSEPod** - <https://www.gcsepod.com/>
- **Bedrock learning** - <https://bedrocklearning.org/>
- **Seneca** - <https://senecalearning.com/en-GB/>
- **UpLearn** - www.uplearn.co.uk
- **Sparx Maths** - <https://sparxmaths.com/>

The following resources provide lessons created by the BBC and Department for Education that may be used with your children to extend their learning at school.

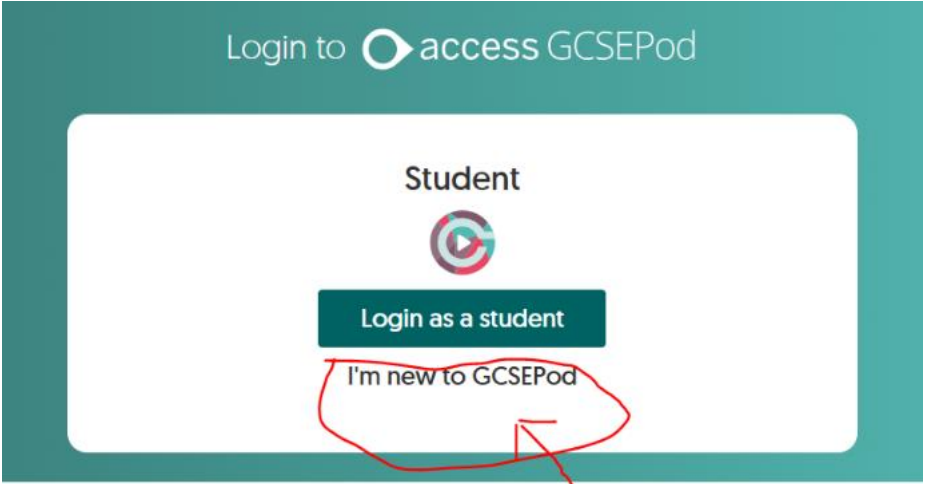
- **Oak National Academy** - <https://www.thenational.academy/>
- **BBC Bitesize Daily Lessons** - <https://www.bbc.co.uk/bitesize/dailylessons>


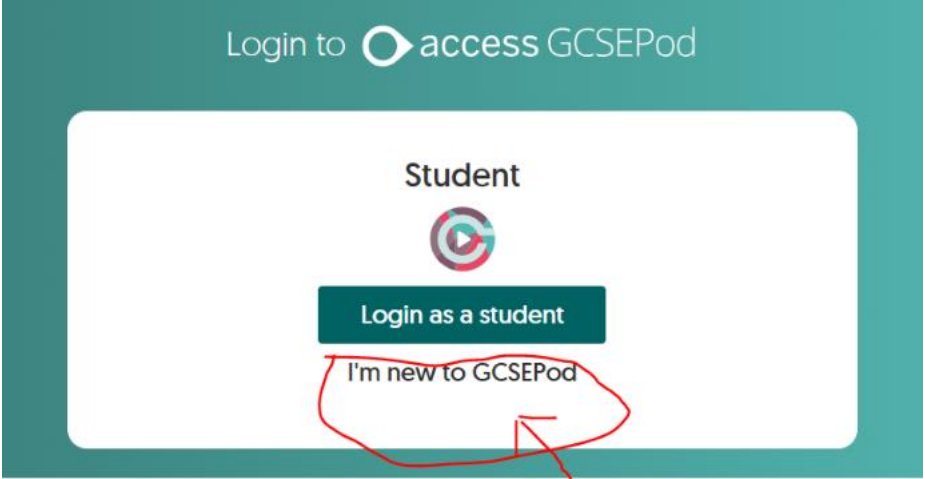
Studies show that reading for pleasure makes a big difference to children's educational performance. We recognise that reading is vitally important to your child's education. Please make sure your child reads approximately one book a week. Students may access online news resources using The Day - <https://theday.co.uk/> or they may borrow a book from the school library.

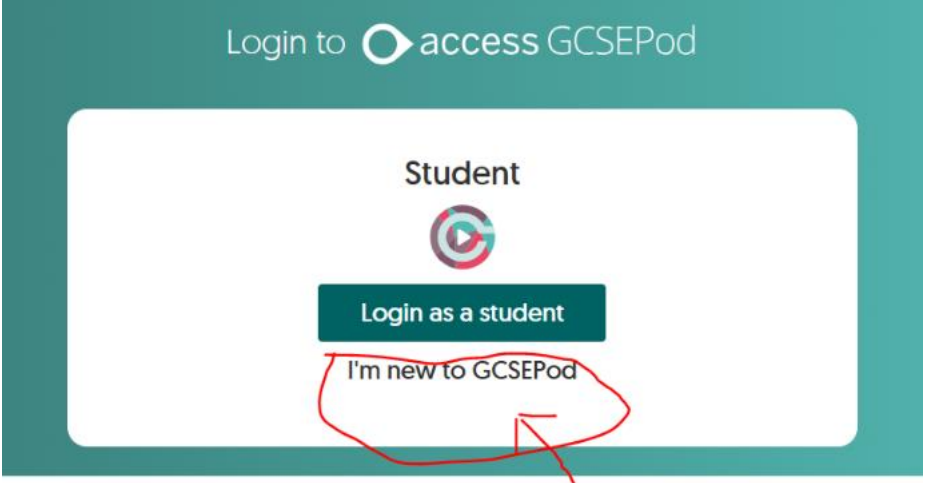
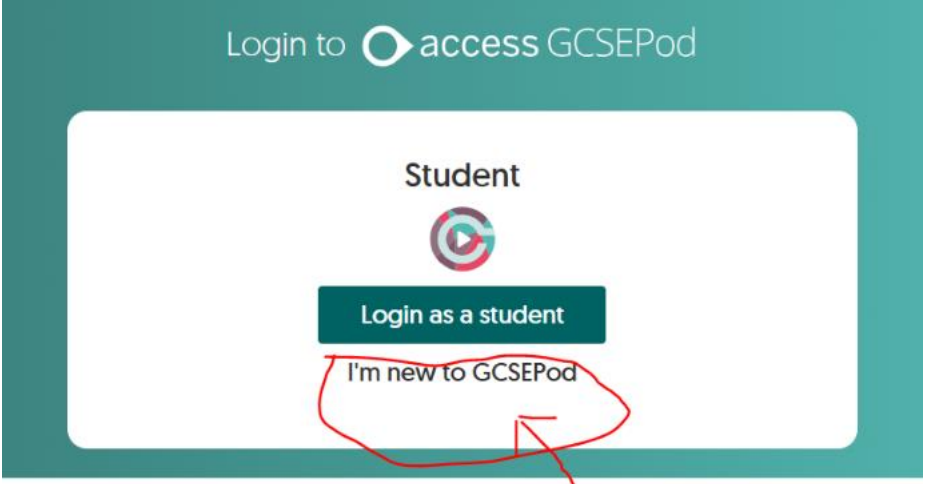
Students record the passwords for these online resources in their school planner. If your child is unable to access the digital resources set by their teachers, please contact your child's Year Manager or Year Coordinator or the school directly using this email address: enquiry@holte.bham.sch.uk



Year 7
Head of Department: Miss S Allen s.allen@holte.bham.sch.uk
What is your child learning this term?

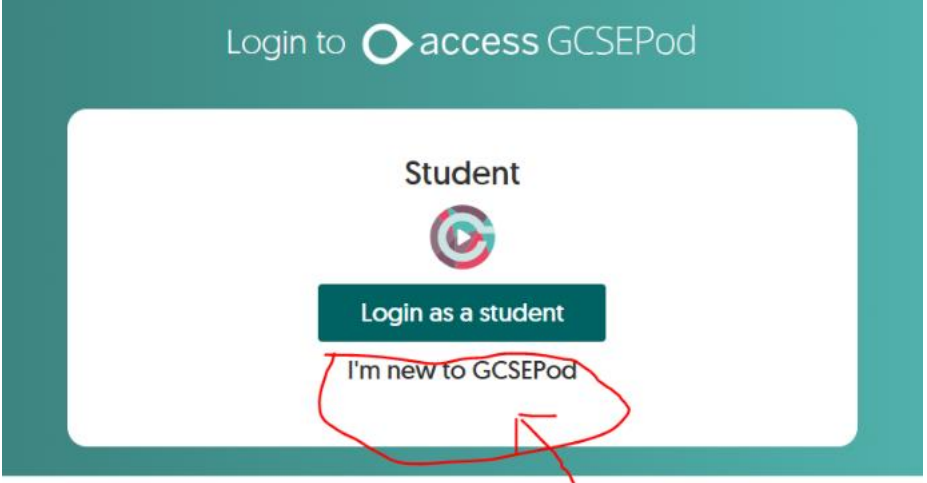
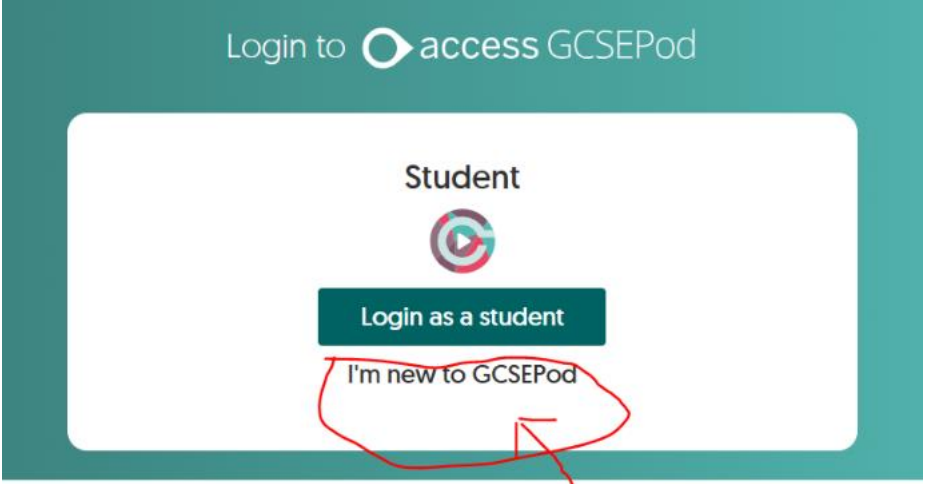
Year 7 Curriculum Overview: This Summer term, Year 7 will explore music technology using music software from Charanga called YuStudio. Drawing from the wealth of musical experiences Year 7s have had so far with understanding and exploring the musical elements, singing, creating rhythms, keyboard skills and group performances, students will now pour their creative efforts into create a digital music track. Assessment will take the form of a finished music composition and knowledge quiz at the end of the year.

Class	Teacher	Lessons, including homework deadlines & resources
7-1/Pm	JPT	<p>YuStudio Music Makers Lesson 6 — PPT on Teams. Read through the PowerPoint and make notes to prepare for you end of year assessment, which will be your final piece on Charanga.</p> <p>HW reminder: HW- Due Friday 26th June: Please go to the GCSEPod site and complete your music homework.</p> <ul style="list-style-type: none"> - Watch all the videos on music theory - Complete the music theory quiz <p>https://members.gcsepod.com/pupils/assignments/assignment/1313475 YOU WILL NEED TO CREATE A GCSE POD ACCOUNT!</p> 
7-2/Pm	SIA	<p>YuStudio Music Makers Lesson 6 – work on Teams. Read through and make notes. You will be preparing for your end-of –year assessment, creating a piece of music on YuStudio.</p> <p>HW reminder: HW- Due Friday 26th June: Please go to the GCSEPod site and complete your music homework.</p> <ul style="list-style-type: none"> - Watch all the videos on music theory - Complete the music theory quiz <p>https://members.gcsepod.com/pupils/assignments/assignment/1313475 - YOU WILL NEED TO CREATE A GCSE POD ACCOUNT!</p>

		
7-3/Pm	JPT	<p>YuStudio Music Makers Lesson 6 — PPT on Teams. Read through the PowerPoint and make notes to prepare for your end of year assessment, which will be your final piece on Charanga.</p> <p>HW reminder: HW- Due Friday 26th June: Please go to the GCSEPod site and complete your music homework.</p> <ul style="list-style-type: none"> - Watch all the videos on music theory - Complete the music theory quiz <p>https://members.gcsepod.com/pupils/assignments/assignment/1313475 YOU WILL NEED TO CREATE A GCSE POD ACCOUNT!</p> 
7-4/Pm	CLB	<p>YuStudio Music Makers Lesson 6 – work on Teams. Read through and make notes. You will be preparing for your end-of –year assessment, creating a piece of music on YuStudio.</p> <p>HW reminder: HW- Due Friday 26th June: Please go to the GCSEPod site and complete your music homework.</p> <ul style="list-style-type: none"> - Watch all the videos on music theory - Complete the music theory quiz <p>https://members.gcsepod.com/pupils/assignments/assignment/1313475 - YOU WILL NEED TO CREATE A GCSE POD ACCOUNT!</p>

		
7-5/Pm	JPT	<p>YuStudio Music Makers Lesson 6 — PPT on Teams. Read through the PowerPoint and make notes to prepare for your end of year assessment, which will be your final piece on Charanga.</p> <p>HW reminder: HW- Due Friday 26th June: Please go to the GCSEPod site and complete your music homework.</p> <ul style="list-style-type: none"> - Watch all the videos on music theory - Complete the music theory quiz <p>https://members.gcsepod.com/pupils/assignments/assignment/1313475 YOU WILL NEED TO CREATE A GCSE POD ACCOUNT!</p> 
7-6/Pm	SIA	<p>YuStudio Music Makers Lesson 6 – work on Teams. Read through and make notes. You will be preparing for your end-of –year assessment, creating a piece of music on YuStudio.</p> <p>HW reminder: HW- Due Friday 26th June: Please go to the GCSEPod site and complete your music homework.</p> <ul style="list-style-type: none"> - Watch all the videos on music theory - Complete the music theory quiz <p>https://members.gcsepod.com/pupils/assignments/assignment/1313475 - YOU WILL NEED TO CREATE A GCSE POD ACCOUNT!</p>

		
7-7/Pm	SIA/JPT	<p>YuStudio Music Makers Lesson 6 – work on Teams. Read through and make notes. You will be preparing for your end-of –year assessment, creating a piece of music on YuStudio.</p> <p>HW reminder: HW- Due Friday 26th June: Please go to the GCSEPod site and complete your music homework.</p> <ul style="list-style-type: none"> - Watch all the videos on music theory - Complete the music theory quiz <p>https://members.gcsepod.com/pupils/assignments/assignment/1313475 - YOU WILL NEED TO CREATE A GCSE POD ACCOUNT!</p> 
7-8/Pm	SIA	<p>YuStudio Music Makers Lesson 6 – work on Teams. Read through and make notes. You will be preparing for your end-of –year assessment, creating a piece of music on YuStudio.</p> <p>HW reminder: HW- Due Friday 26th June: Please go to the GCSEPod site and complete your music homework.</p> <ul style="list-style-type: none"> - Watch all the videos on music theory - Complete the music theory quiz <p>https://members.gcsepod.com/pupils/assignments/assignment/1313475 - YOU WILL NEED TO CREATE A GCSE POD ACCOUNT!</p>

		
7-N/Pm	SIA/JPT	<p>YuStudio Music Makers Lesson 6 – work on Teams. Read through and make notes. You will be preparing for your end-of-year assessment, creating a piece of music on YuStudio.</p> <p>HW reminder: HW- Due Friday 26th June: Please go to the GCSEPod site and complete your music homework.</p> <ul style="list-style-type: none"> - Watch all the videos on music theory - Complete the music theory quiz <p>https://members.gcsepod.com/pupils/assignments/assignment/1313475 - YOU WILL NEED TO CREATE A GCSE POD ACCOUNT!</p> 

Year 8	
Head of Department:	Miss S Allen s.allen@holte.bham.sch.uk
What is your child learning this term?	
Year 8 Curriculum Overview: Students will continue with the Hip Hop and Rap topic for a few more weeks in the Summer term. After this topic, students will embark on Film Music . Students will learn about different features of film music, the history and significance of film and media music, and they will also create their own	

character music (leitmotif) using Charanga music software. Assessment will take the form of performances of popular film music and the creation of their own leitmotifs.

Class	Teacher	Lessons, including homework deadlines & resources
8-1/Pm	JPT	Film Music – Lesson 6 PPT on Teams. Go through PowerPoint and start to expand your leitmotif think about what instruments you want to as your dominant sound and want to develop throughout your piece. Make sure you have chosen a video https://youtu.be/ooZl_wKxWy4?si=pdKKcM6QgONRBbGs watch video on how to develop and start layering your leitmotif
8-2/Pm	SIA	Film Music – Lesson 6/7 - PPT on Teams. Continue planning your leitmotif for your character: Leitmotif Planning Sheet Y8.docx
8-3/Pm	SIA/CLB	Film Music – Lesson 6/7 - PPT on Teams. Continue planning your leitmotif for your character: Leitmotif Planning Sheet Y8.docx
8-4/Pm	JPT	Film Music – Lesson 6 PPT on Teams. Go through PowerPoint and start to expand your leitmotif think about what instruments you want to as your dominant sound and want to develop throughout your piece. Make sure you have chosen a video https://youtu.be/ooZl_wKxWy4?si=pdKKcM6QgONRBbGs watch video on how to develop and start layering your leitmotif
8-5/Pm	SIA	Film Music – Lesson 6/7 - PPT on Teams. Continue planning your leitmotif for your character: Leitmotif Planning Sheet Y8.docx
8-6/Pm	JPT	Film Music – Lesson 6 PPT on Teams. Go through PowerPoint and start to expand your leitmotif think about what instruments you want to as your dominant sound and want to develop throughout your piece. Make sure you have chosen a video https://youtu.be/ooZl_wKxWy4?si=pdKKcM6QgONRBbGs watch video on how to develop and start layering your leitmotif
8-7/Pm	JPT	Film Music – Lesson 6 PPT on Teams. Go through PowerPoint and start to expand your leitmotif think about what instruments you want to as your dominant sound and want to develop throughout your piece. Make sure you have chosen a video https://youtu.be/ooZl_wKxWy4?si=pdKKcM6QgONRBbGs watch video on how to develop and start layering your leitmotif
8-8/Pm	JPT	Film Music – Lesson 6 PPT on Teams. Go through PowerPoint and start to expand your leitmotif think about what instruments you want to as your dominant sound and want to develop throughout your piece. Make sure you have chosen a video https://youtu.be/ooZl_wKxWy4?si=pdKKcM6QgONRBbGs watch video on how to develop and start layering your leitmotif

Year 9

Head of Department: Miss S Allen s.allen@holte.bham.sch.uk

What is your child learning this term?

Year 9 Curriculum Overview: In Summer Term, the students who chose Music for KS4 will be embarking on an exciting course of study and practical sessions which will develop and enhance their understanding and application of music knowledge and skills. This Summer term, students will be engaging with the first two components of the BTEC Tech Award in Music practice:

- Component 1: Exploring Music Product and Styles
- Component 2: Music Skills Development

Class	Teacher	Lessons, including deadlines & resources
9A/Mu1	SIA	<p>COMPONENT 1 – Master Blaster – Go through chords, melody and lyrics on Teams. Continue researching Reggae and Ska music features</p> <p>COMPONENT 2 – Mock continued</p> <p>COMPONENT 2 – Recording technical exercises –Now you have got your technical exercises, you can record yourself practising – if you can practice from home, you can record video/ audio of your practice. Don't forget to comment on your progress in relation to your SMART targets</p> <p>Due for weekend – Friday 26th June</p> <p>https://www.musictheory.net/lessons Work through each of the foundation lessons on music theory, then test different skills, choosing at least five exercises to train on:</p> <p>https://www.musictheory.net/exercises</p>