

Remember...


Continue to read every day! Model how to use prosody (expression) to make it interesting for the listener.


Please practise writing numbers correctly up to 100. Practise partitioning 2 digit numbers into tens and ones. E.g. 56 is 5 tens and 6 ones.

Here is a website with some great educational games.


<https://www.topmarks.co.uk/Search.aspx?Subject=16>

Remind your child how they can stay safe online using our E-Safety charter.



Our E-Safety Charter 

E-Safety is the safe and responsible use of technology.



We use technology respectfully.




We use digital devices safely.




We keep personal details private.



We tell a grown-up if we feel worried.



We stick to what is age appropriate.



Imperial Avenue Infant

Curriculum Booklet

What am I learning this term?



**Summer 2
Year 1**

Imperial Avenue Infant School

Literacy

Prior learning: Basic punctuation - capital letters, finger spaces and full stops. Narratives of other stories such as Monster Hunt and Way Back Home.

This half term we will be learning to write a narrative about the book Grandad's Island, and then writing about the seaside. We will finally be looking at riddles

Home learning:

You can support this topic at home by retelling familiar stories. You could also find something that your child is really interested in e.g. dinosaurs or cars and have a go at writing some facts about it.

Maths

Prior learning: Place value to 100 and addition and subtraction to 20. We have looked at the relationship between addition and subtraction and using number facts to help us solve calculations. 2D and 3D shapes – names and properties.

This term we will be going over our knowledge of place value, time addition and subtraction. We will looking at position and direction and relating it to space. We will be looking at weight and capacity.

Home learning: At home you could be exploring measures including weight and capacity. You could be exploring numbers and thinking about how 2 digit numbers are made of tens and ones.

Science

Prior learning: We have looked at all of the different seasons across the year. We have also learnt about different animals.

In Science we will be looking at plants. We will be exploring the different parts of a plant and what they are used for. We will also be growing a plant which we can observe over the next term. We will also be learning about Summer.

Home learning:

You can support this learning by pointing out different plants you might spot when you are out and about. You might even want to grow something of your own!



Art

Prior learning: We have previously explored the artwork of Andy Goldsworthy and used natural resources to create our own artwork. We also did some printing using different equipment.



This term we are looking at the artist Picasso. We will be learning the skills of hatching, stippling, blending and shading. We will be creating a self-portrait.

Home learning: You could support this topic at home by looking closely at the features of a face. Let your child explore different shading techniques with pencils. Have a look at the work of some famous artists – what do you like/dislike?

PSHE

Prior learning: In previous PSHE lessons we have learnt about how to ask for help if we need it. We have also learnt about appropriate ways to greet each other. We have learnt that we may not like everything and that is ok!



In PSHE we will be looking at how they have changed since they were a baby. We will be looking at body parts and which parts of the body makes them a boy or a girl.

Home learning: You can support this topic by talking about body parts using the correct names. You could also look at some photographs of when your child was a baby and talk about how they have changed (looks and behaviours!).

RE

Prior learning: We have previously learnt about different religious festivals. We have also looked at stories and what they teach us. We also looked at the Easter story.

This term we will be looking Passover. We will cover how its celebrated and why its important. This term we are also looking at Eid-ul-Fitr, how it is celebrated and why it is important.

Home learning: You can support the learning in this topic by asking your children about the stories they have looked at and what they teach us.

PE

Prior learning: We have been playing competitive games in football. We have been moving our bodies to music and learning some basic dance routines.



In PE this term we will be continuing to explore competitive games in preparation for sports day! We will be learning how to work as a team as well as individually. We will also be continuing with running sessions. This term there will be a sports weeks in week 3 with lots of enrichment activities.

Home learning:

You can support this topic at home by playing games with your children such as football. Racing them in open spaces and using equipment to balance will be great preparation for sports day!

Computing

Prior learning: We have previously learnt how to use a chromebook and use computer programmes.



In Computing this term, we will be using a programme called SCRATCH. It is a coding programme where children will insert a sprite and make a simple animation. We will be learning about simple computer programming and coding. We will practice saving, retrieving and editing our animations.

Home learning: You can support your child by allowing them opportunity to use computers. It is important to discuss with your child how to be safe online – whether that is on a laptop/tablet/games console/phone.

Music

Prior learning: We have been learning musical vocabulary and about rhythm and pulse. We have also looked at using technology to change and create sounds.



In Music we are about 20th Century music. We will be looking at the structure of folk and disco music. The children will then have an opportunity to perform a piece of music.

Home learning: At home you could listen to some 20th century music and discuss how they are structured. You could even do a performance at home. Remember to send in through Weduc!

Geography

Prior learning: We have previously learnt about where we live and the local area. We then moved on to learn that Leicester is in England, and that England is in the United Kingdom. We learnt the countries and capital cities in the United Kingdom.

In Geography we will be learning about a place in England that is different to where we live. The place we will look at is Hunstanton. We will visit this place and then back in school we will look at the features it has and how these are the same and different to features in Leicester. When we talk about features we know about 'Human Features' (ones that people have built or helped to place there) or 'Physical Features' (ones that are there naturally and have not needed human placement)

Home learning:

To support this topic at home you could notice features around our local area and discuss if they are human are physical.