


Welcome to Year 1

2024 - 25



Inspire Challenge Succeed

Year 1 Teachers

Class 6



Mrs Tedder
Class Teacher

Class 7




Mrs Waller
Class Teacher

Class 8



Mrs Espin
**Class Teacher &
Year 1 Lead**

Inspire Challenge Succeed



Learning Support Assistants




Mrs Charles



Mrs Prothero

Our learning support assistants work across the year group and are not based in a particular class.

Inspire Challenge Succeed



Learning Support Assistants




Mrs Fink, Mrs Greenwood and Mrs Thomas

The children may see these familiar faces around.

These adults support individual needs in classrooms and outside of classrooms across multiple year groups.

I n s p i r e C h a l l e n g e S u c c e e d




Aims of our Meet the Teachers Meeting Rules

 To introduce the Year 1 Team






 To share:

- A typical day in Year 1
- Our learning overviews
- Our expectations of children and parents
- Homework information
- End of Year 1 expectations

I n s p i r e C h a l l e n g e S u c c e e d








A typical day in Year 1

-  The Class doors open at 8.40am. Children complete morning tasks during this time which consolidates their learning. During this time the register is taken.
-  Phonics starts promptly at 9.00am. Your child may be with a different teacher within KS1 during this lesson.
-  The children have daily English and Maths lessons with foundation subjects e.g. History, Geography, Science, PSHE etc been taught throughout the week.
-  Children have a short play time morning and afternoon. Lunch is at 11.30-12.15pm. Please ensure that you have booked your child's lunch choice (including packed lunch).
-  P.E will always be outside on a Monday so please dress children appropriately for the weather.


I n s p i r e C h a l l e n g e S u c c e e d






A typical day in Year 1




-  School finishes at 3.00pm. When children are still in class at 3.10pm, they are taken to the office to be picked up and signed out.
-  Children will need a water bottle. Please no glass bottles.
-  At break time, children are provided with fruit, however if you wish to provide your own snack, this must be a healthy snack which must not contain nuts. We are a nut free school.
-  Milk is available for children during break but you will need to sign up and pay for this should you wish your child to have it. There is a form to register on the parent's page of the school website under key forms.
-  Children will not be able to eat snacks such as crisps, chocolate, biscuits, sweets etc at break time.

I n s p i r e C h a l l e n g e S u c c e e d




P.E.

-  Class 6 has PE on Monday and Tuesday.
-  Class 7 has PE on Monday and Thursday.
-  Class 8 has PE on Monday and Thursday.

-  Earrings must be removed or covered for P.E.
-  Hair must be tied up.
-  Please ensure all clothing including P.E kit is named.



I n s p i r e C h a l l e n g e S u c c e e d



This year...

Cycle 1

Why didn't my grandparents play with an Xbox?



Cycle 2

What does local mean?



Cycle 3

How do I get my name into the history books?



Cycle 4

What's the weather like?



A detailed Subject Overview for each cycle can be found on the Tudor Court Primary School website.

Inspire Challenge Succeed



Learning Cycles

Cycle 1

- 🌀 Visit to the Young V&A Museum to look at and compare how toys have changed through time.
- 🌀 'Toys' dress up day.
- 🌀 Class sharing afternoon – making puppets.

Cycle 2

- 🌀 Christmas performance.
- 🌀 Local traffic survey.
- 🌀 Walk to Tesco. We use a map to identify features in our local area.

Cycle 3

- 🌀 Visit to Duxford to see how planes have changed over time.


Cycle 4

- 🌀 Visit to Grays Park Mosque

I n s p i r e C h a l l e n g e S u c c e e d




Jigsaw







RSE Curriculum

In our Jigsaw lessons, during our 'Changing Me' topic, the children will be introduced to the scientific vocabulary of male and female body parts.


Inspire Challenge Succeed



Expectations

-  We encourage children to have a go and try their best! We promote resilience throughout our learning and appreciate your support in this.
-  We set high expectations for all children to promote a positive, safe and engaging environment.
-  Smiley faces / certificates are given to reward learning attitude and good behaviour.
-  For outstanding work and contributions in school, children can receive a Head Teacher award.

I n s p i r e C h a l l e n g e S u c c e e d



Our Core Values


- 🌸 Our core values underpin everything we do as a school.
- 🌸 We believe these are important and teach the children about these during class time.
- 🌸 Children are given tokens when they show these.

Our Core Values are:







- 🌸 Integrity
- 🌸 Respect
- 🌸 Happiness
- 🌸 Pride
- 🌸 Responsibility
- 🌸 Tolerance




Inspire Challenge Succeed



Uniform

-  **All uniform should be clearly labelled**
-  Grey skirt/trousers, White Polo Shirt, Blue Tudor Court Fleece, Black shoes
-  School PE Kit (indoor – black shorts, plain blue or white t-shirt, plimsolls/ outdoor – black tracksuit, plain blue or white t-shirt, plimsolls)
-  Long Hair must be tied back (accessories should be minimal)
-  Earrings (stud only- taped on PE days – parents should provide tape)
-  Appropriate for the weather (coats, gloves, hats (winter) sun hat, sun cream (summer))

I n s p i r e C h a l l e n g e S u c c e e d




Reading





- 🌸 Children will have book bag reading books which will be changed weekly. Please see in your child's Reading Log Book to see what day they are changing their book on.
- 🌸 Please comment on your child's reading at home as this is counted and goes towards earning reading rewards.
- 🌸 Children receive a place on the school reading tree for reading 25, 50, 75, 100, 125, 150, 200 etc. up to 300 times. When a child achieves 300 reads, they are able to choose a book up to the value of £10.



Inspire Challenge Succeed




Showbie





-  We use the showbie app for setting and returning the children's homework.
-  The children's login information can be found at the back of their yellow Reading Log Books.
-  You can download the app or go to www.showbie.com
-  Homework : set weekly on a Friday and needs to be completed by the following Thursday. Homework can be completed on paper and uploaded, edited on slide or a voice-note/video added.




I n s p i r e C h a l l e n g e S u c c e e d



Homework

-  Children will have English or Maths homework related to the learning that week, along side Oxford Owl and Spelling Frame.
-  Oxford Owl books set will be the book that children have read in Phonics during the week.
-  Spelling Frame will support children in learning the Year 1 Common Exception words as well as Year 1 spelling rules. There will be weekly spelling tests in class.
-  Spelling Frame and Oxford Owl logins can be found at the back of children's Reading Log Book.

Please let your class teacher know if you have any problems logging in to your child's account



I n s p i r e C h a l l e n g e S u c c e e d


Phonics

- 🌸 Children have phonics each day in sets. They are assessed every six weeks. 45 minute = 15-20 minutes Speed Sounds + 20-25 minutes storybook
- 🌸 The books that children bring home are intended to be easily decodable. This is so that they can build up their fluency and comprehension.
- 🌸 Encourage children to talk about what they have read, answer questions at the back of the book and use expression when reading.

Parent's Phonics Meeting *Details TBC*



I n s p i r e C h a l l e n g e S u c c e e d




Phonics

- 🌸 We follow the RWI phonics scheme.
- 🌸 RWI is split into three sets of sounds which include single sounds and special friends.
- 🌸 Children are taught to 'Fred Talk' each sound then blend them together to read the word.
- 🌸 When spelling they are taught to say the word then 'pinch the sounds' on their 'Fred Fingers'.

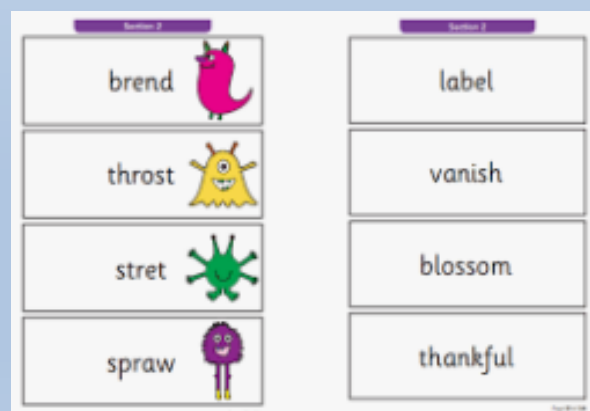


I n s p i r e C h a l l e n g e S u c c e e d




Year 1 Phonics Check







- 🌸 During the Summer term all children in Year 1 will have a phonics check to assess their phonics knowledge.
- 🌸 These will be carried out in a calm, relaxed manner with a familiar adult.
- 🌸 The children will be expected to read a range of 'real' and 'fake' words to the best of their ability.
- 🌸 More information will be provided nearer the time.



Inspire Challenge Succeed





Parents we kindly ask that you...

-  Work together with the school
-  Keep us informed (changes at home, allergies etc.)
-  Please fill in forms for planned absences/appointments via the office.
-  Please **label** all clothing/belongings.
-  Please tell the class teacher if you have any problems or concerns.
-  It is important that children are on time in school and ready to learn.


I n s p i r e C h a l l e n g e S u c c e e d



What can you do?

-  **Listen to your child read daily** /comment in the Reading Log book. Encourage them to use 'Special Friends', 'Fred Talk', 'read the word' and ask questions to make sure that they are comprehending what they have read.
-  Complete weekly homework and practice their spellings with them each week. Spellings are very important and link with their end of year expectations.

I n s p i r e C h a l l e n g e S u c c e e d



Year 1 Writing Expectations

Year 1 Writing End of Year Expectations New Edition 2024/2025	
Write sentences in order to create short narratives and non-fiction texts	Have an awareness of exclamation marks
Use some features of different text types	Use -es and -s to form regular plurals correctly
Re-read writing to check that it makes sense and make suggested changes	To use the prefix 'un'
Use adjectives to describe	Add suffixes -ing, -ed, -er, and -est to root words
Must use capital letters at the start of sentence	Write lower case and capital letters in the correct direction, starting and finishing in the right place
Must use capital letters for the personal pronoun I	Spell most words containing previously taught phonemes and GPCs accurately
Must use capital letters for proper nouns (names, places, days of week etc.)	Spell all of the Y1 common exception words and days of the week accurately
Must use full stops at the end of sentences	Use past and present tense mostly correctly and consistently
Must use question marks at the end of a question	Use co-ordinating conjunction 'and' to join sentences together
Use co-ordinating conjunction 'but' to join sentences together	


Inspire Challenge Succeed



Words that children need to spell correctly by the end of Year 1.

Year 1 Common Exception Words			
the a do to today of said says are were was	is his has I you your they be he me she we	no go so by my here there where love come some	one once ask friend school put push pull full house our

I n s p i r e C h a l l e n g e S u c c e e d




Year 1 Maths Curriculum





Mathematics Curriculum Map – Areas of Maths

Number and place value		Number Facts	Addition and Subtraction	Multiplication and Division	Fractions	Geometry	Other
	Week 1	Week 2	Week 3	Week 4	Week 5	Week 6	Week 7
Autumn 1	Previous Reception experiences and counting within 100 (Unit 1) (Addition, Subtraction)					Comparison of quantities and part - whole relationships (Unit 2)) (Number and Place Value)	
Autumn 2	Comparison of quantities and part - whole relationships (Unit 2)	Numbers 0 to 5 (Unit 3) (Number place value and Addition and subtraction)		Recognise, compose, decompose and manipulate 2-D and 3-D shapes (Unit 4) Geometry			
Spring 1	Numbers 0 to 10 (Unit 5) (Number and place value and Addition and subtraction)		Additive structures (Unit 6) (Addition and subtraction)				
Spring 2	Additive structures (Cont) (Unit 6)	Addition and subtraction facts within 10 (Unit 7) (Number facts)			Numbers 0 to 20 (Unit 8) (Number and place vale)		
Summer 1	Numbers 0 to 20 (Unit 8) (Number and place value)		Unitising and coin recognition (Unit 9) (Number facts)				
Summer 2	Unitising and coin recognition	Position and direction (Unit 10)		Time (Unit 11)			


Inspire Challenge Succeed



Maths Textbooks

-  With recent changes to our maths curriculum and updates from printing companies, we now have several unused maths textbooks available at the school. During the Meet the Teacher open days, we invite parents to come and collect these books. They are valuable resources for extra practice at home, and we are confident they will greatly support children's home learning.
-  While the textbooks are available for free, a small contribution would be appreciated (to be given to the teacher). Any funds collected will go towards purchasing additional classroom resources for the year.

I n s p i r e C h a l l e n g e S u c c e e d



Questions

**Thank you for your support during the
upcoming year.**

**If you have any questions please ask them
during the Meet the Teacher informal
gathering.**

I n s p i r e C h a l l e n g e S u c c e e d

