

**Year 1 Homework**  
**27<sup>th</sup> November 2025**

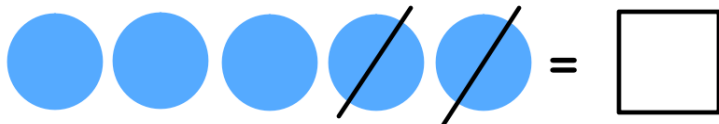
<b><u>Maths</u></b> Due in Wednesday	<p>We continued to work on one more and one less where the number is missing. Complete the problems and remember, when it is missing from the middle, you do the opposite of what it says to do!</p> <p><b>Challenge: Look at the picture and write the number sentence. Write the answer in the box.</b></p>
<b><u>Arithmetic Test</u></b> Tuesday	<p>We will be doing single digit subtraction. Some examples of this could be:</p> <p>5-2=____</p> <p>____=3-1</p> <p>9-9=____</p> <p>____=4-3</p> <p>We will be using numbers to 10.</p> <p><b>Please make sure your child's reading diary is brought to school so we can write the score.</b></p>
<b><u>Spelling Test</u></b> Thursday	<p>Each week, you will receive 6 words to practice. Please use the look, say, cover, write, check method to learn your words.</p> <p>This week will be sounds l, k, z spelt ll, zz, ck</p> <p>Well, pull, full, buzz, back, stick</p> <p><b>Please make sure your child's reading diary is brought to school so we can write the score.</b></p>
<b><u>English</u></b> Due in Monday	<p>Read the words and colour the real words one colour and the nonsense words a different colour. Use the key to show which colour is the nonsense words and which is the real words. Remember to read the digraphs!</p>

## Maths

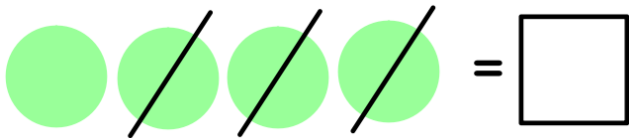
We continued to work on one more and one less where the number is missing. Complete the problems and remember, when it is missing from the middle, you do the opposite of what it says to do!

1. One less than \_\_\_\_\_ is 4.
2. One less than \_\_\_\_\_ is 6.
3. One more than \_\_\_\_\_ is 9.
4. One less than \_\_\_\_\_ is 3.
5. One more than \_\_\_\_\_ is 1.
6. One more than \_\_\_\_\_ is 8.
7. One more than \_\_\_\_\_ is 7.
8. One less than \_\_\_\_\_ is 2.
9. One more than \_\_\_\_\_ is 10.
10. One less than \_\_\_\_\_ is 5.

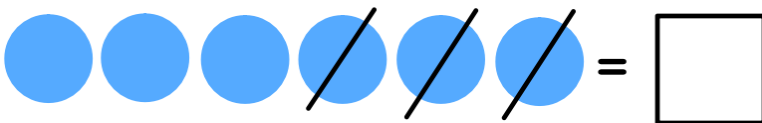
**Challenge:** Look at the picture and write the number sentence. Write the answer in the box.



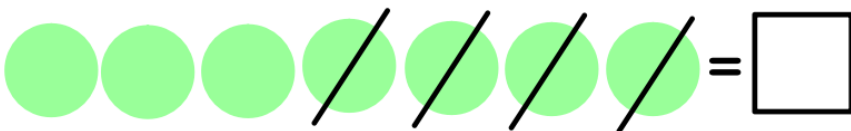
$$\underline{\quad} - \underline{\quad} = \underline{\quad}$$



$$\underline{\quad} - \underline{\quad} = \underline{\quad}$$



$$\underline{\quad} - \underline{\quad} = \underline{\quad}$$



$$\underline{\quad} - \underline{\quad} = \underline{\quad}$$

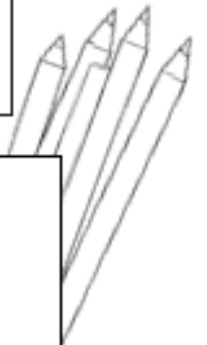


$$\underline{\quad} - \underline{\quad} = \underline{\quad}$$

## English

Read the words and colour the real words one colour and the nonsense words a different colour. Use the key to show which colour is the nonsense words and which is the real words. Remember to read the digraphs!

Real Words	<input type="checkbox"/>	Nonsense Words	<input type="checkbox"/>
------------	--------------------------	----------------	--------------------------



waiter	weeb	cash	quoot
feel	church	wait	vam
sure	pung	high	thiff
jog	yell	turg	jure
cure	wax	wess	zeech

