























Maths Learning Ladders



Year 4	Areas of Study
<p>Number: Place Value</p>	<ul style="list-style-type: none"> Count in multiples of 25 and 1000. Find 1000 more or less than a given number. Recognise the place value of each digit in a four digit number (thousands, hundreds, tens and ones) Order and compare numbers beyond 1000 Identify, represent and estimate numbers using different representations. Round any number to the nearest 10, 100 or 1000 Solve number and practical problems that involve all of the above and with increasingly large positive numbers. Count backwards through zero to include negative numbers. Read Roman numerals to 100 (I to C) and know that over time, the numeral system changed to include the concept of zero and place value.
<p>Number: Addition and Subtraction</p>	<ul style="list-style-type: none"> Add and subtract numbers with up to 4 digits using the formal written methods of columnar addition and subtraction where appropriate. Estimate and use inverse operations to check answers to a calculation. Solve addition and subtraction two-step problems in contexts, deciding which operations and methods to use and why.
<p>Number: Multiplication and Division</p>	<ul style="list-style-type: none"> Recall and use multiplication and division facts for multiplication tables up to 12×12. Count in multiples of 6, 7 and 9 Use place value, known and derived facts to multiply and divide mentally, including: multiplying by 0 and 1; dividing by 1; multiplying together three numbers. Solve problems involving multiplying and adding, including using the distributive law to multiply two digit numbers by one digit; integer scaling problems and harder correspondence problems such as n objects are connected to m objects. Recognise and use factor pairs and commutativity in mental calculations. Multiply two digit and three digit numbers by a one digit number using formal written layout.

<p>Number: Fractions</p>	<ul style="list-style-type: none">  Recognise and show, using diagrams, families of common equivalent fractions.  Count up and down in hundredths; recognise that hundredths arise when dividing an object by one hundred and dividing tenths by ten.  Solve problems involving increasingly harder fractions to calculate quantities, and fractions to divide quantities, including non-unit fractions where the answer is a whole number.  Add and subtract fractions with the same denominator.
<p>Measurement</p>	<ul style="list-style-type: none">  Measure and calculate the perimeter of a rectilinear figure (including squares) in centimetres and metres  Convert between different units of measure [for example, kilometre to metre, hour to minute]  Find the area of rectilinear shapes by counting squares.  Estimate, compare and calculate different measures, including money in pounds and pence.  Solve simple measure and money problems involving fractions and decimals to two decimal places.  Read, write and convert time between analogue and digital 12- and 24-hour clocks.  Solve problems involving converting from hours to minutes; minutes to seconds; years to months; weeks to days.
<p>Geometry: Properties of Shape</p>	<ul style="list-style-type: none">  Identify acute and obtuse angles and compare and order angles up to two right angles by size.  Compare and classify geometric shapes, including quadrilaterals and triangles, based on their properties and sizes.  Identify lines of symmetry in 2-D shapes presented in different orientations.  Complete a simple symmetric figure with respect to a specific line of symmetry.
<p>Geometry: Position and Direction</p>	<ul style="list-style-type: none">  Describe positions on a 2-D grid as coordinates in the first quadrant.  Plot specified points and draw sides to complete a given polygon.  Describe movements between positions as translations of a given unit to the left/ right and up/ down.
<p>Statistics</p>	<ul style="list-style-type: none">  Interpret and present discrete and continuous data using appropriate graphical methods, including bar charts and time graphs.  Solve comparison, sum and difference problems using information presented in bar charts, pictograms, tables and other graphs.