




EYFS Curriculum Newsletter

Autumn Term 2024



Welcome to Hugglescote Community Primary School! We are looking forward to a very busy and exciting year. A big welcome to all our new children. We look forward to a smooth transition and hope your children settle with confidence. This is going to be a very exciting term for both staff and children as we get to know each other.

Key Dates: *all dates will be confirmed via Weduc

- MacMillan Coffee Morning – Friday 27th Sept
- Roving Book Fayre – Tuesday 1st October
- Parents Evening – 8th October and 10th October
- EYFS village walk – Monday 14th October (volunteers welcome)
- Tapestry access to parents – Monday 28th October
- Individual and family photographs – 7th November
- Children in Need themed day – 15th November
- PTFA Christmas Market – 30th November
- Seasonal Flu Vaccinations – 9th December
- Pantomime – Dick Whittington – 12th December



Reminders

- With the weather changing, please ensure your child has a named coat in school every day.
- Wednesdays are our Forest and PE session days. Please dress your child in a long sleeved top and tracksuit bottoms/leggings and trainers. A pair of wellies will be kept in school to change into for our forest session.
- If you are providing a packed lunch, please remember that we are a not free school.
- Please send a family photograph into school to support our 'All About Me' project this half term.
- Reading expectations: Book changing day is on a **Monday**. Please ensure all books are returned to school every Monday. The minimum expectation for hearing your child read at home is 4 times a week.




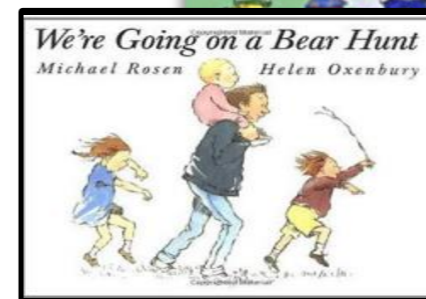



Finally... We very much acknowledge, appreciate and value the support you give your child. The school/home partnership plays an extremely important role in your child's progress and their learning journey.

Should you have any queries please do not hesitate to contact a member of the EYFS team.

Our learning this half term – Autumn 1: Me & My World



Key Books for Autumn 1:



Funnybones by Allan Ahlberg
This book is all about a skeleton family travelling around their immediate environment. We will join in with repeated refrains and anticipate key events.
Key vocabulary: body parts, community, skeleton, senses.

In every house and on every street! Who's In My Family?
This book will help us to learn all about different communities. The children will be talking about their families and learning about our local community.
Vocabulary: family, mum, dad, brother, sister, grandad, grandma.

Perfectly Norman We're Going On A Bear Hunt
This book will help us learn about self esteem, diversity, individuality and discussing how we feel. These books will learn us learn new vocabulary and practice retelling stories.
Vocabulary: angry, excited, worried, unique, journey, brave, disappointed.

Possible experiences:
Tour of the EYFS area and wider school, investigate our 5 senses and learn to name basic body parts, rules and routines, The Hugglescote Way, oral hygiene, learning about the roles of important people in our school.

Possible experiences:
We will be talking about our families, who is special to us, sharing our 'All about me' bags, drawing pictures of our families and learning learn to draw a self portrait, bringing in a family photo. We will also begin talking about how we have changed, "When I was a baby".

Possible experiences:
Learning about our local community, where we live, a walk around Hugglescote village, We will discuss individuality and uniqueness. Retelling We're Going On A Bear Hunt, focusing on different settings. We will also compare families, looking at similarities and differences.

How can you learn at home?

Encourage independence –
Teach your child how to get dressed independently, including putting on their own coat and shoes.

Our Family –
Can you name the members of your family? Can you talk about the things you like to do as a family?
Create a picture of your family/ make a family tree.
What special events have you shared together as a family?

Please find a photograph of your family and bring it to school to share with your class.
Please remember to bring your 'holiday treasure' bag into school by the 16th September 2024.

Singing/Rhymes
Practise singing nursery rhymes.
-Head, Shoulders, Knees and Toes
-If You're Happy And You Know It
-Ten Little Fingers



Days of the week

The Hugglescote Way



The five senses



"When I was a baby.."

Starting School



"Now that I am older I can..."

Spring

Summer

Autumn

Winter

Key Vocabulary:

Music: Pulse : the regular heartbeat of a piece. I can keep a steady pulse with some accuracy. I can imitate movements in response to music.



Family



mum



dad



sister



brother



gran



grandpa



aunt



uncle




cousin



stepmum



stepdad

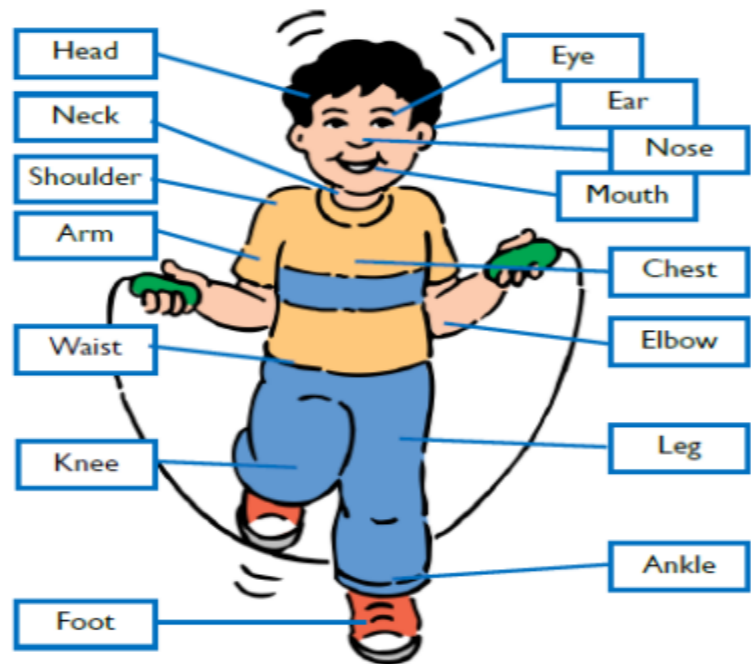


stepbrother



stepsister



My Body



We are all different.
We are all friends!

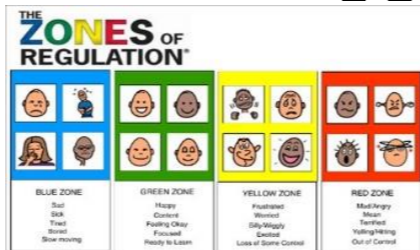


How to Play & Make Friends



PSED: Everyone's Welcome

Kindness is my Superpower: Respectful friendships. What would life be like if we all liked the same things? Red Rocket, Rainbow Jelly Respectful friendships. Is it ok to be different? Introducing the Zones of Regulation.





Physical Development: Gross and Fine motor Skill

Squiggle Wiggle: Gross and fine motor movement using wavy lines, zig zag lines and arches.



Dough Disco : Fine motor control using dough to practise squeezing, balling the dough, separating each finger to push the dough and also rolling a sausage shape.



Physical Development - Spatial awareness / Funky Feet


We will be playing listening and attention games PE that will involve the children negotiating the space around them, carefully changing direction etc. Further develop the skills they need to manage the school day successfully: lining up and queuing, mealtimes, personal hygiene.

Expressive Arts and Design: Art /D&T

Painting and drawing focus: using colours for a purpose and specific tools for using lines and circles to represent shapes and objects.

We will be using a pen, pencil, chalk and pastels to draw self portraits.

We will also be studying the artist Jackson Pollock and creating our own inspired work

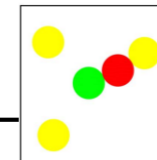


Maths: Number and Place Value. Numbers to 5


Subitising: is the rapid, accurate, and confident judgments of numbers performed for small numbers of items.

Comparing groups within 5 - using amounts up to 5 we will be comparing different numerical representations.

Comparing quantities of identical Objects / non identical objects



Can you play subitising dice or card games at home?




Literacy: Reading

Recapping concepts of print

Phase 1: hearing initial sounds, oral blending.

We will start to introduce Phase 2 graphemes.

Please refer your Little Wandle Home Learning sheets to support this learning at home.



Oral blending - this is when you blend the sounds together to say the word (cat). We use a blending arm motion from left to right to help blend the sounds together.



Tripod pencil grip

Literacy: Writing: We will be working on pencil grip, ensuring correct formation of letters in our name and giving meaning to our marks and symbols.

Our learning this half term – Autumn 2: Traditional Tales



Key Books for Autumn 2:



Traditional Tales
Children will engage in stories that are familiar and new with interest and enjoyment. We will join in with repeated refrains and anticipate key events.
Key vocabulary: Once upon a time, traditional tale, setting, characters, hero, villain, curse, wish, size vocabulary, adjectives to describe characters/settings.

Key Events, Celebrations and Autumn
We use books to highlight and learn about key events and celebrations throughout the year. This term we will be learning about and taking part in Remembrance Day as a key historic event, and we will be celebrating Diwali, Halloween, Bonfire Night and Christmas. We will also learn about the season of Autumn.
Key vocabulary: Remember, poppy, war, wreath, lights, diva lamp, Hindu, rangoli, mehndi, cauldron, pumpkin, skeleton, wizards and witches, Guy Fawkes, bonfire.

Christmas and Winter
These books focus on Christmas celebrations and the season of Winter. We will also learn about the Christmas Story and Arctic Animals.
Key vocabulary: Christmas story, Mary, Joseph, Jesus, carols, mistletoe, angel, church, stocking, reindeer, sleigh, Father Christmas, robin, holly, snow, sleet, ice, names of arctic animals.

Possible experiences:
We will use traditional tales as a stimulus to introduce concepts, such as discussing the importance of 'Stranger Danger' when learning about Goldilocks and 'Properties of Materials' when learning about The Three Little Pigs. We will also make our own chairs for Baby Bear and work in the style of artists such as 'Kandinsky'.

Possible experiences:
We will take part in a 'Diwali Celebration' with Mrs Panchal, learning traditional Diwali dances, looking at traditional Diwali food, rangoli patterns and other special items. We will learn about and celebrate Halloween, Bonfire Night and Christmas. Our visits to the forest each week will spark conversation about seasonal changes throughout the term.

Possible experiences:
In addition to our learning in the classroom, the children will take part in our annual Christmas Nativity, enjoy a whole school pantomime, and have the opportunity to write and post Christmas cards in our own Christmas post box.

How can you learn at home?

Traditional Tales –
Share a range of Traditional Tales at home, encouraging children to join in with repeated refrains and anticipate key events. Look at alternative versions of the story and discuss how they are similar and different to the main story.


Maths –
Use the story of Goldilocks and The Three Bears as a stimulus to discuss size – who has the biggest bowl and who has the smallest? Which bowl will hold the most and least?

Listening, Attention and Understanding –
Perhaps you could bake some gingerbread men or bread, encouraging your child to follow your instructions.

Understanding the World –
Go for a walk and encourage your child to spot seasonal changes for Autumn and Winter. You could even gather some natural materials and make a natural picture!



Storytelling vocabulary
Once upon a time
Suddenly
After that
One dark night, One sunny day
Next
In the end
They lived happily ever after



Key Vocabulary:

Traditional Fairy Tales

Definition:

- A story about fairies and magic.
- Usually told through many generations.




Key Features:

- Often begin with 'Once upon a time...'
- Love and magic are common themes.
- Talking animals.
- Witches and wizards.
- Princes and princesses.
- Ending is usually '...happily ever after'.



Key Words:

- Enchanted
- Castle
- Three Wishes
- Evil
- Wicked
- Unknown
- Brave
- In Love



Settings:

- Magical Kingdom
- Land Far, Far Away
- Cottage
- Forest
- Wood



Physical Development: Gross and Fine motor Skill

Fine Motor Fun: Threading, cutting, weaving, playdough.

Pencil grip: We will be developing muscle tone to put pencil pressure on paper. We will encourage children to use materials and make sure children are beginning to show preference for a dominant hand.

Handwriting: We will teach and model correct letter formation.

Gross motor activities available to your child:

Ball skills including throwing and catching. Climbing, Skipping ropes in our outside area, dance related activities. We will also provide a range of wheeled resources for children to balance, sit or ride on, or pull and push. Two-wheeled balance bikes and pedal bikes without stabilisers, wheelbarrows, prams and carts are examples.



Expressive Arts and Design: Art /D&T

We will design, create and test a chair for baby bear. We will use different textures and material to make houses for the three little pigs.

We will take part in festive Christmas baking! We will learn about Kandinsky and recreate some of his work. We will learn, practice and preform songs!



Maths: Sorting, and Comparing:

Children will: sort objects in different ways and explain the sorting with support.; say which group has more and which group has less; use the language of equal to when two groups are the same; say what will be one more/one less than a given number up to 5 using concrete objects and a number line and then by counting out loud; use the language of earlier than/ later than/ before and after; sequence at least 4 events in order.



Literacy: Reading

s t p n m d g c r h b f i j x


By the end of this half term we will have learnt all of the phase 2 sounds! Your child should also recognise all phase 2 tricky words. They should be reading cvc words (cat, dog, bag etc) and be reading books fluently that match their phonics ability. Your child will also have a range of topic based vocabulary that they will be able to understand when they see them in books and they will be able to recall facts/events from the stories they have read or have had read to them.

w x y z qu ob sh th ng nk

she push* he of
we me be

put* pull* full* as
and has his her
go no to into

Literacy: Writing: Your child will attempt to form letter shapes matched to sounds. Your child will be encouraged to use the tri-pod grip.



Christmas

New Year's Eve



Music: We will learn, practice and preform a range of Christmas songs for the Nativity Play and the Church. We will sing in different tempos, pitches and also add actions to the beat of the music.

PSED: Health and Wellbeing : The Hugglescote way, My feelings, Zones of regulation, Dealing with my feelings, What to do when I'm sad, What to do when I'm angry, Why do we have rules? People who help us.



Feeling Sad and Feeling Bad?

What to Do When You're Feeling Blue

