



Phase Three Phonics Knowledge Organiser



Previous learning - What I should already know:

Children are introduced to the sound each letter makes. As each set of letters is introduced, children are encouraged to use their new knowledge to sound out and blend words. For example, they will learn to blend the sounds s-a-t to make the word sat.

- To read VC/ CVC real words and alien words.
- To say initial sounds of objects.
- To read everyday words – the, to, I, no, go, into
- To read simple captions.
- To form letters correctly.
- To write simple VC and CVC words.

Everyday Words I should already know:

a	it	is	mum				
	dad	see	I	to	the	no	
my	the	go	to	go	I		
		no		into	her		

Knowledge - What I need to know:

In this phase children continue to build their knowledge of letter sounds.

They learn consonant digraphs (sounds made up of two letters together such as 'ch' or 'll') and long vowel sounds (such as 'igh' or 'ai').

- To read VC/ CVC real words and alien [nonsense] words.
- To read everyday words – me, be, he, she, we, was, you, they, all, are, my, give, live, by
- To read simple phase 3 captions.
- To write CVC words using phase 2/3 phonemes and digraphs.

How can you help?

- Share and enjoy books with your child. Encourage them to infer from pictures to develop their storytelling.
- Practise reading real and alien words.
- Learn the phase 3 phonemes with them.
- Encourage your child to write simple words using the phase 3 phonemes.
- Read stories, spotting the phase 3 phonemes and everyday words.

Phase 3 Phonemes

Phase 3 Sound Mat							
j	v	w	x	y	z	zz	qu
ch	sh	ng	ai	ee	igh	oa	oo
oo	ar	or	ur	er	ow	oi	
ear	air	ure					



Phase 3 Everyday Words

me	be	he	my
by	she	they	
we	are	you	was
all	give	live	

Vocabulary:

Rhyming

Explore what words sound like and develop an awareness of certain words which sound the same.

Syllables

Breaking a word into different parts [el-e-phant]

Phonics

A method of teaching children to read by correlating sounds with symbols (letters/ groups of letters).

Phoneme

A single unit of sound which can be made using 1 or more letters e.g. 'b' 'ai' 'ee' 'igh'

Alliteration

A group of words start with the same initial sound, such as: sun, song, snake, star.

Blending

Putting the sounds in a word back together to read it.

Segmenting

The opposite of blending. Splitting a word into individual sounds, used for spelling and writing.

Sound Talk [blending and segmenting]

Children learn to hear all the sounds in words, not just the sound at the beginning. E.g. sound out the word cat "c-a-t". Immediately after, merge the sounds together and say the whole word: "c-a-t, cat".

Decoding

Breaking a word into different phonemes to help reading.

Our Everyday Words

A word that cannot be decoded through phonics. "We see the word; we say the word."

Alien/Nonsense Words

Made up words to check phonic decoding skills, e.g. zane, snoap

Digraph

Two letters which make one sound 'ee' 'ai' sh'

Trigraph

3 letters which go together to make one sound 'igh' 'air'

Examples of activities:

Phase 3 Captions

Can children read and write these captions?

I go to the van.	I go to swim.
A pot of jam.	It is a wigwam.
I am six.	The bed quilt.
It is my shell.	He is thin.
It is her ring.	It is my nail.
It is the night.	I get her spoon.
She is a star.	I go into church.
We had oil.	The big airport.

Handwriting

In school we follow the Letter Join Handwriting Scheme. Through this we teach the children how to use exit lines on their letters. We will be focusing on the Phase 3 sounds but will also teach them various other letters during this time.

Here are some examples below:

q u c h s h
t h n g o o




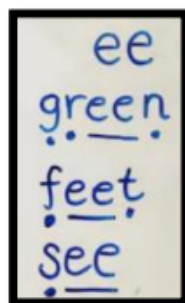
Phase 3 Decodable Words

Can children read these words?

Jack	Jen	jet-lag
wig	cobweb	pans
mix	box	taxi
yum-yum	buzz	zest
quack	quilt	liquid
chest	rich	shell
shock	moth	path
thing	ping-pong	train
sleep	teeth	tight
tonight	goat	toad
stool	zoom	wood
bark	market	sort
cornet	owl	clown
boil	coins	near
smear	hair	chair
cure	farmer	ladder

Sound Buttons

Encourage your child to press underneath each separate sound, to develop their blending and segmenting skills [being able to confidently identify the separate sounds in words].



Real and Alien [nonsense] Words

Can children read these words?


fear	cash	turn
goap	chang	thip
join	zair	cook
will	weeb	shock
waiter	jam	song
chair	jight	boxer

Useful Websites:

Phonics Play

These games help children practise their blending skills.

<https://www.phonicsplay.co.uk/resources/phase/3>



Phonics Bloom

These fun phase 3 games help children to acquire the grapheme to phoneme correspondence and reading fluency.

<https://www.phonicsbloom.com/uk/game/list/phonics>

