



William Gilbert Endowed C of E Primary School and Nursery

www.williamgilbertend.derbyshire.sch.uk

Safeguarding and Child Protection

at William Gilbert School

Welcome to our Safeguarding Newsletter

Safeguarding & Child Protection is the most important issue for our children and young people. At William Gilbert School, we feel it is crucial to work with our parents and the high-quality agencies that support schools and young people, so that we can offer a safe environment allowing children to be aware of the risks they may face and how to respond to them safely.

Some parents and carers may find some of the content of this letter disturbing or deem it to be inappropriate for primary schools. The well being and safety of our children is at the very centre of school life, but we do need to be aware that these issues can and do exist. Please be reassured that the issues covered here are dealt with in school in a sensitive and entirely age appropriate way. We have a moral and legal duty to raise awareness and provide this information.

What is the Role of the DSL at William Gilbert Primary?

The Designated Safeguarding Lead has a vital role in taking lead responsibility for child protection issues in school. DSLs must be senior members of the school's leadership team and at William Gilbert we currently have 2 DSLs forming a team with Mrs Whyld as the most senior in position. A DSL is always available during school hours for staff to discuss any safeguarding concerns. DSLs are trained to take on this role and the training is updated every two years enhanced by mid-term courses and conferences. The DSL has many responsibilities. They give advice, manage referrals, provide training and investigate any concerns.

A Safeguarding Curriculum

'Keeping Children Safe in Education 2022'(KCSIE) reminds us that safeguarding and promoting the welfare of children is everyone's responsibility. Everyone who comes into contact with children and their families has a role to play. This means that they should always consider what is in the best interests of the child. At WGES we believe that it is vital for our children to have opportunities to learn how to stay safe both in and outside of school—learning which comes from parents and staff at WGES. Safeguarding awareness and understanding of issues including, but not limited to, children missing from education, child sexual exploitation, bullying, domestic abuse, discrimination, inequality, drugs & alcohol abuse, faith abuse, forced marriage, gender violence, radicalisation, mental health and trafficking - all start with the knowledge and skills we introduce at school.

Here are some examples coming this term that you can discuss with your child

- Weekly Safeguarding Awareness Assemblies covering the following topics this term – Who is a trusted adult at school and home; How to stay safe on the playground; NSPCC speak out to stay safe; Online safety; World mental health day, Child-on-child abuse
- Religious Education lessons reinforce messages of tolerance and respect for others. Opportunities to learn about other faiths and visit places of worship.
- RSHE lessons – see knowledge mats on the school website for year group information
- Links with the NSPCC initiatives through workshops, assemblies and lessons
- Balanceability and Bikeability training
- Engagement with charities that broaden pupils awareness, understanding and worldview
- Behaviour policy and practice in school under the 'Golden Rules'



Useful Acronyms & Vocabulary

DSL: Designated Safeguarding Lead

PREVENT: Part of the Governments Counter Terrorism Strategy to stop people being drawn into extremism

LADO: Local Authority Designated Officer - who deals with position of trust safeguarding issues

CEOP: Child Exploitation and Online Protection Centre

National Online Safety -Online training and support for families about all things online

KCSIE: Keeping Children Safe in Education (available on the school web pages)

Who's Who at WGES

- ◆ Mrs S J Whyld - Senior DSL
- ◆ Mrs E H Britten - Deputy DSL
- ◆ Mr N Ruggins – Safeguarding Governor
- ◆ Miss K Whiting – Acting EYFS/KS1 SENCO and Mental Health First Aider
- ◆ Miss B Rice – Acting KS2 SENCO
- ◆ Mrs S Owen – Mental Health first aider


Designated Safeguarding Leads can be accessed via our safeguarding email

safeguarding@williamgilbertend.derbyshire.sch.uk

If you believe that a child or an adult is at immediate risk of harm and in need of protection then you should call the Police - 999, straight away.

Alternatively if you want advice from the Police and the child or adult is not in immediate need of protection, you can call the Police on the telephone number 101.

Sexual Harassment in Schools



Useful Acronyms & Vocabulary

Sexual Violence: Incidents such as rape, assault by penetration and sexual assault.

Sexual Harassment: sexual comments, remarks, jokes and online sexual harassment, which may be stand-alone or part of a broader pattern of abuse.

Sexting: also known as 'youth-produced sexual imagery'

Sexual abuse: being persuaded or forced into undesired sexual activity

Misogyny: Feelings of hating women or the belief that men are better than woman.

Safeguarding Information at WGES

We have a wealth of information on our school website for parents to access, including important documents and contact details.

Please visit www.williamgilbertend.derbyshire.sch.uk

Scan the QR code below to take you to [our safeguarding page](#)



Following investigations into sexual harassment in schools and colleges by OFSTED—a large scale review of safeguarding in respect of this one issue. After speaking to over 900 pupils, it became clear to OFSTED that there is a significant issue with sexual harassment in education and the associated gender violence consequences.

Here is the link to OFSTED's report

<https://www.gov.uk/government/publications/review-of-sexual-abuse-in-schools-and-colleges/review-of-sexual-abuse-in-schools-and-colleges>

What is Sexual Harassment?

Sexual harassment in general is any unwanted sexual attention online and off line that can cause physical, emotional/mental, psychological or economic harm to the victim.

Can this happen in Primary School?


Research suggests that more than a third of sexual abuse reported by any age children is perpetrated by their peers (Child on Child Sexual Abuse) - with girls being the victim in the majority of cases. Sexual violence and sexual harassment can occur between two children of any sex. It can also occur through a group of children sexually assaulting or sexually harassing a single child or group of children. It is important that we teach all children (boys and girls), of all ages, what is acceptable interaction and what is not, and then what they must do if any unwanted sexual attention happens to them.

What can we do to teach children appropriate interaction?

Boys and girls mix together in every social environment, at every age and many children will never experience sexism, harassment or abuse based on gender. To ensure that our youngest children know how to keep themselves safe we must encourage an open honesty about their experiences so that they know it is always safe to disclose to a trusted adult. Parents and staff should make sure they model the best ways of showing respect between the genders and challenge any attempt by family members, friends, other parents and organisations to undermine that work.

Is it abuse or banter? What is not OK at our school?

- Gender based stereotyping which can lead boys often to believe themselves superior, stronger, more able, more important than girls (even factoring in biological differences -guess what girls can play football and boys can cook, both are genderless activities)
- Banter or inappropriate jokes that normalise a diminished role for girls and women or take away their power, independence and respect (it's only funny if everyone is happy with the joke and that joke does not demean)
- "Slut Shaming" and name calling that is gender or sexual orientation derogatory. Use of the term "gay" as an insult. Linked to this is "Victim blaming"
- Comments on appearance that draw attention to size, body parts, attractiveness
- Sexual comments, obscene gestures, using obscenities (most swear words are sexual in their origin)
- Upskirting (covert photos under clothing), sharing photos, drawing inappropriate images, sexting
- Pulling or removing clothes to reveal the child's body
- Deliberately touching any part of each others body without consent - this includes touching another child's genitals (this does not include developmental exploring of their body)
- Crowding and intimidating to isolate children in a way that makes them uncomfortable
- Coercion/threats to make a child do something they are not comfortable with



How to prevent and protect from Sexual Harassment in School

Normalising Sexual Harassment

In OFSTED’s findings, children and young people said that sexual harassment occurs so frequently that it has become ‘commonplace’. 92% of girls, and 74% of boys, said sexist name-calling happens a lot or sometimes to them or their peers. The frequency of these harmful sexual behaviours means that some children and young people consider them normal.

What is your child doing on their phone or device?

OFSTED found that where children were being coerced into sending inappropriate images, this was often happening on social media platforms such as What’s App and Snapchat.

How are you monitoring who your child is communicating with online and offline?

Do you know what they are saying and sending? Do you know what your child is seeing and hearing? Who monitors whole class pupil What’s App groups—is there a designated parent member to supervise behaviour?

OFSTED found evidence of pupils of all ages sending and receiving inappropriate material on their phones, children having their photo taken without consent and shared, children being put under pressure to send photos of themselves to others. Parents must have trusting relationships with their children about phone use but one built on vigilance and safeguarding.



Much of OFSTED’s data comes from Secondary School settings but as a Primary School, we have to be very proactive in creating an environment that teaches boys and girls how to behave respectfully towards each other, and how to respect personal/physical boundaries set. We must make sure all of our young people (boys and girls) are prepared for the wider world of secondary school and employment.

Developing Awareness

We should not frighten children but should develop age appropriate awareness and understanding of the dignity of the person and how to respect self, thereby giving skills to respect others. If children understand their own bodies, the terminology to use, why other words are not appropriate, they will speak more knowledgeably and respectfully to each other.

- Pupils who are the victim of any level of inappropriate sexual behaviour must tell (and adults must make it safe for them to do so)
- Challenge your child if they are using stereotypical or sexist language and educate why it is wrong—the sooner we remove the normalisation of this language, the better
- Talk openly (in an age appropriate way) about anatomy and the similarities and differences between people. We are all made in the image and likeness of God and so our form, no matter what form that takes, is always perfect to God (there is no superior gender)
- Teach your child (and model) what healthy relationships look like—this is lifelong learning that will shape how your child views their future interactions with people and what they see as acceptable
- Teach your child about consent
- Make sure that your child knows they can say “No” if the behaviour of another person crosses a boundary making it unacceptable.
- Teach your child to tell someone they trust about what has happened to them—we action and record all incidents



Useful Acronyms & Vocabulary

CAMHS: Child and Adolescent Mental Health Services

My Concern – Safeguarding record system (safeguarding and child protection software for schools used at WGES).

EHA: Early Help Assessment

SEND: Special Educational Needs & Disabilities

Safeguarding Information at WGES


We have a wealth of information on our school website for parents to access, including important documents and contact details.

Please visit www.williamgilbertend.debyshire.sch.uk



If you believe that any child is in danger ring Call Derbyshire Tel: 01629 533190 choosing the option for urgent child protection calls at any time





Keeping safe online



Age Restrictions for Social Media Platforms

Do you know what your child is doing online? Are you routinely talking to your child and checking what internet sites they are accessing?

It is very important to monitor and teach your child some key internet safety rules.

1. Protect your personal information – don't post any personal information online – like your address, email address or mobile phone number.
2. Think carefully before posting pictures or videos of yourself. Once you've put a picture of yourself online most people can see it – is it a photo you would want everyone to see?
3. Keep your privacy settings as high as possible
4. Never give out your passwords (except to your parents if they want to check your accounts to keep you safe).
5. Don't befriend people you don't know
6. Don't meet up with people you've met online. Speak to your parent or carer about people suggesting you do.
7. Remember that not everyone online is who they say they are – adults sometimes pretend to be children to make friends with you online.
8. Think carefully about what you say before you post something online.
9. Respect other people's views, even if you don't agree with someone else's views doesn't mean you need to be rude.
10. Use parental safety software/apps to block inappropriate internet use and monitor your children's online activity.
11. Ensure that the online games your child wants to play are appropriate to their age.
12. If you see something online that makes you feel uncomfortable, unsafe or worried: leave the computer and tell a trusted adult immediately.

Useful Acronyms & Vocabulary

My Concern –

Safeguarding record system (safeguarding and child protection software for schools used at WGES).

Cyberbullying is any form of bullying which takes place online or through smartphones and tablets – adults and children can be victims.

CEOP: Child Exploitation and On-line Protection Centre



<https://www.thinkuknow.co.uk/parents/>

Online Safety Information at WGES

We have a wealth of information on our school website for parents to access.

Please visit

<https://www.williamgilbertend.derbyshire.sch.uk/staying-safe-on-the-internet/>

Or scan the QR code below



Learn how to stay safe online through fun games



Come and be internet awesome

Visit Google's Interland to play fun games as a family to be internet awesome

https://beinternetawesome.withgoogle.com/en_us/interland

Age Restrictions for Social Media Platforms

What is the minimum age for account holders on these social media sites and apps?

Under 13 Roblox PopJam FaceTime	13+ Twitter Facebook and Messenger Viber WeChat Monkey Yubo Dubsmash Instagram	16+ TikTok Skype Google Hangouts Reddit Snapchat Pinterest	17+ WhatsApp Telegram Messenger Tumblr Line Sarahah Tellynom
---	---	---	---

Sourced from NSPCC website October 2019

BE SMART ONLINE

- S SAFE** Keep your personal information safe. When chatting or posting online don't give away things like your full name, password or home address. Never give personal information to people in images and videos you share too. Keep them safe to keep yourself safe.
- M MEET** Meeting up with someone you only know online, even a friend of a friend, can be dangerous as the person is still a stranger. If someone you only know online ever asks you to meet up, for personal information or for pictures/videos of you then tell an adult straight away and report them together on www.childnet.com.uk
- A ACCEPTING** Think carefully before you click on or read something online (eg. links, adverts, offers) because there are lots of things that can harm you. Do not accept something if you are unsure of who the person is or what they've sent you.
- R RELIABLE** You cannot trust everything you see online as some things can be out of date, inaccurate or not reliable. To find reliable information compare at least three different websites, check to make sure you are up to date.
- T TELL** Tell a trusted adult if something or someone ever makes you feel scared, worried or confused. This could be your parent or carer, a teacher, a friend, a friend's parent, carer or contact/Childline - 0800 11 11 or www.childnet.com.uk
- BE SMART WITH A HEART** Remember to always be smart with a heart by being kind and respectful to others online. Make the internet a better place by helping your friends if they are worried or upset by anything that happens online.

Find further support about being smart online at:
<https://www.childnet.com/parents-and-carers/>