



# Parent Meeting Set 2 and 3 Sounds

# What is phonics?

Sounds (graphemes)

m	a	t
---	---	---

mat

sh	i	p
----	---	---

ship

demonstrate, containing, roamed, trivial, injured,  
whimper

# Speed Sounds Set 2

Consonant sounds stretchy

f	l	m	n	r	s	v	z	sh	th	ng
										nk

Consonant sounds bouncy

b	c	d	g	h	j	p	qu	t	w	x	y	ch
	k											

Vowel sounds – bouncy

a	e	i	o	u
---	---	---	---	---

Vowel sounds – stretchy

ay	ee	igh	ow
----	----	-----	----

Vowel sounds – stretchy

oo	oo	ar	or	air	ir	ou	oy
----	----	----	----	-----	----	----	----

# Speed Sounds Set 3

fire  
hear  
sure

## Consonant sounds

f	l	m	n	r	s	v	z	sh	th	ng
ff	ll	mm	nn	rr	ss	ve	zz	ti		nk
ph	le	mb	kn	wr	se		s	ci		
					c		se			

b	c	d	g	h	j	p	qu	t	w	x	y	ch
bb	k	dd	gg		g	pp		tt	wh			tch
	ck				ge							
	ch				dge							

## Vowel sounds

a	e	i	o	u	ay	ee	igh	ow
	ea				a-e	e-e	i-e	o-e
					ai	y	ie	oa
						ea	i	o
						e	y	

oo	oo	ar	or	air	ir	ou	oy	ire	ear	ure
u-e			oor	are	ur	ow	oi			
ue			ore		er					
ew			aw							
			au							

# Connect and repeat

ay



may I play?

2. day, play, may, way, lay, say, tray, spray

aw



yawn at dawn

3. saw, raw, law, straw, dawn, paw,  
crawl, jaw, claw, yawn

# Connect and repeat



## 'Special Friends', 'Fred Talk'

spray

crawl

Speedy sounds + Fred =  
decoding



+

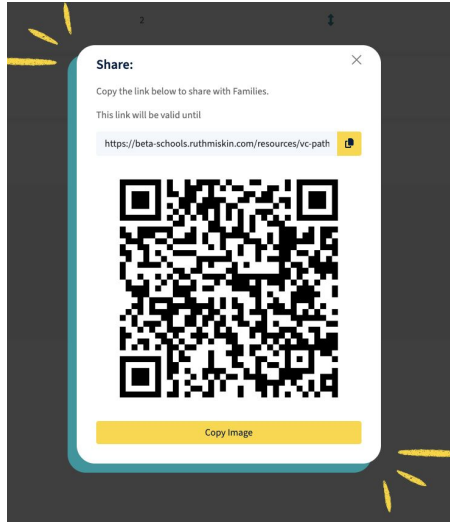




# Virtual Classroom Set 2 and 3 sounds



# Pupil pathways



Read Write Inc.

## Annabel - Set 3 sounds

A video player showing a man and a woman standing in front of a large white card with the letters "ea" on it. The video has a progress bar at the bottom showing 00:00.

- ea Set 3 reading - ea
- oi Set 3 reading - oi
- a-e Set 3 reading - a-e
- i-e Set 3 reading - i-e

# How do I use the Virtual Classroom?


1. Set aside 10 minutes to watch a film with your child each day.
2. Find a quiet space for your child to watch the film on a laptop or tablet.
3. Praise your child as they join in with the lesson – make it fun!


The more they practise using these films, the quicker they'll learn to read.

# What can I do?

1. Practise the sounds and phrases.
2. Practise reading sounds speedily.
3. Help your child use 'Special Friends', 'Fred Talk' to read words.
4. Watch the Virtual Classroom films together.

# ruthmiskin.com


**Learning to read  
at home**



**Parents, carers and families**

We support our schools to work in partnership with you at home. This includes books for home reading, information booklets and a Virtual Classroom with films for children to practise.

**Using the Virtual Classroom**



See how to support your child at home with our Virtual Classroom.

**Films**


These 17 films show you step by step how to teach children to read and write with Read Write Inc. Phonics.


If your child is in a school that teaches Read Write Inc. or if you have bought a parent pack, the films will help you and your child practise together at home.


If you have a question, please get in touch via our [Facebook](#) or [i](#) pages and subscribe to our [YouTube](#) channel.

**Parent and carer films** 17 Videos

- ▶ [How Read Write Inc. phonics works - a parent/carer's guide](#) 2:47
- ▶ [Understanding how phonics works](#) 2:58
- ▶ [How to help your child learn to read](#) 2:45
- ▶ [What to expect from the phonics lessons](#) 1:52
- ▶ [Parents: how to listen to your child](#) 2:25
- ▶ [Why read to your child?](#) 2:08
- ▶ [30 things to think about when...](#) 3:04

**What is Read Write Inc. Phonics?**



Watch on  [YouTube](#)

**Home reading guidance documents**

Parent FAQs

Handwriting phrases

Fred Games

List of Read Write Inc. reading books

## Read Write Inc.

## Online resources available

Ruth Miskin Families Page:

<https://www.ruthmiskin.com/parentsandcarers/>

Ruth Miskin Facebook:

<https://www.facebook.com/miskin.education>

Free e-books for home reading:

<http://www.oxfordowl.co.uk/Reading/>

# Parents carers and families webpage



**Any questions?**

