



Year 5 and 6

Hazel (Mrs Taylor) and Miss Williamson (Chestnut Class)

Aim of today's 'Meet the Teacher'

- ▶ Key dates for the academic year ahead
- ▶ Year 5/6 responsibilities including values and learning behaviours
- ▶ Rewards
- ▶ Our enquiry curriculum and trips
- ▶ Home Learning
- ▶ Attendance
- ▶ PE days and kit
- ▶ Safeguarding at Kingsclere CE Primary School
- ▶ Impact Reading has on children's progress - statistics - and our reading reward system
- ▶ Additional information
- ▶ Year 6 - SATs tests

The Year 5/6 Team

Phase Leader Key Stage 2: Miss Williamson (Chestnut Class)

Teachers: Mrs Taylor (Hazel), Miss Williamson (Chestnut), Mrs Bracken (Friday in Hazel Class) Mrs Wyles (Friday in Chestnut)

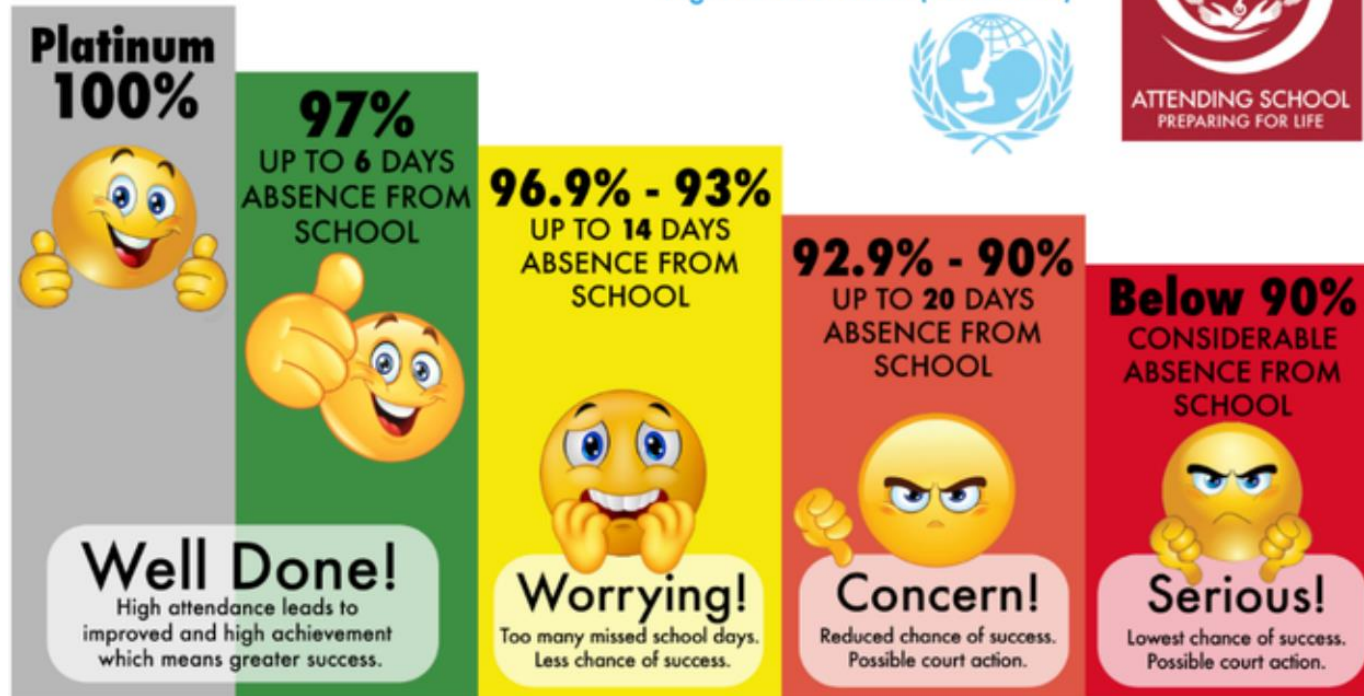
Teaching Assistants (TAs): Mrs Wyles, Mrs Carr, Mrs Bayliss, Miss Rogers, Mrs Lawson

ELSA: Mrs Lawson

Attendance

WHAT IS **YOUR** ATTENDANCE?

Right to education (Article 28)



There are 175 non school days a year.
That's plenty of time to go on visits, holidays, shopping and other appointments.

Attendance and Attainment

- If your child is feeling unwell in school we will contact you if they are unable to continue with learning and other school activities
- If your child feels better during the school day, please bring them in
- We can administer medication and Calpol with your permission if this is needed or helps your child to attend school
- If there is anything we can do to support a health concern, please let us know
- Please arrive at school 08:45 – 08:55. Registers are completed and sent to the office by 08:55, after this they will be marked as late.
- At 08.45 we collect the children from the playground and walk them round where a morning task is ready for them.

positive effect on academic attainment



School attendance has a positive effect on academic attainment ¹ ² ³.

Students with the highest attendance throughout their time in school gain the best GCSE and A Level results ¹. Pupils who performed better both at the end of primary and secondary school missed fewer days than those who didn't perform as well ¹. Missing out on important parts of the curriculum due to lower attendance may result in poorer performance in school exams, increased risk of dropout, and a lower likelihood of progressing to higher education ². The higher the absence rate, the lower the likely level of attainment ³.

Learn more: [1. educationhub.blog.gov.uk](https://educationhub.blog.gov.uk) [2. strath.ac.uk](https://strath.ac.uk) [+1 more](#)



Year 5 and 6 Timetable



AUTUMN GENERAL

	8:45 - 9:00	9:00 - 10:00	10:00 - 10:30		10:45 - 11:00	11:45 - 12:00		1:00 - 1:20	1:20 - 1:30	1:30 - 2:25	2:25 - 3:15
Monday	Science	Maths	Guided Reading	k	Spelling	English	L	Music		Indoor PE	Collective Worship
Tuesday	Enquiry	Maths	Guided Reading	A	Spelling	English	U	Daily Maths/interventions		Enquiry	Singing Worship
Wednesday	Science	Maths	Guided Reading	E	Spelling	English	N	Daily Maths/interventions	PSHE	Computing	Class Worship
Thursday	Enquiry	Maths	Guided Reading	R	Spelling	English	C	Daily Maths/interventions		Science	Collective Worship
Friday CWL es Ches tnut	Science	Maths - Geometry	Guided Reading - Poetry focus	B	Spelling - test from words gone home	English - Leaflet for area in UK of their choice, drafts in English, final piece for enquiry books	H	Arithmetic - Celest please print a Y5/Y6 each week for both classes	French	Outdoor PE	Celebration Worship

Open door policy

Please contact us if you have any questions or need to talk anything through so we can work in partnership to support your children.

Ways to contact us:

- ▶ Send an email to adminoffice@kingsclere.hants.sch.uk
- ▶ Call the office
- ▶ Send a Weduc to make an appointment
- ▶ Talk to us on the playground after school
- ▶ Reading diaries
- ▶ For small notices, we are around first thing in the morning and when collecting the children



Kingsclere CE Primary School Values

Love



Courage



Respect



Heart



Head



Hand

Activate Windows

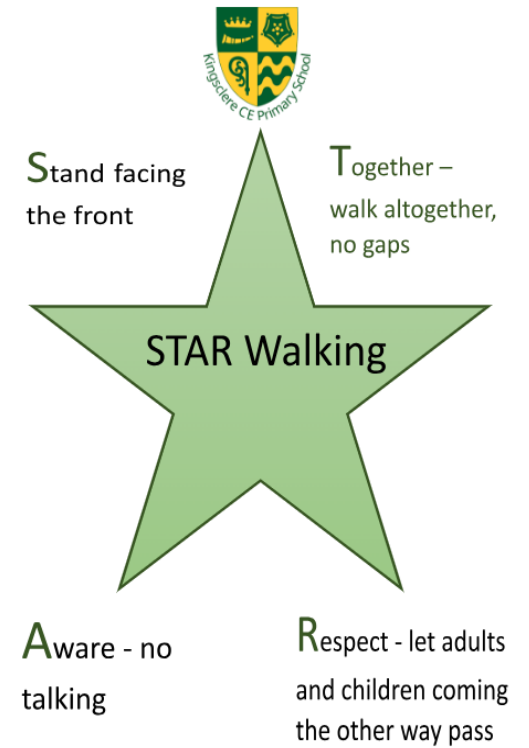
Go to Settings to activate Windows.

Our Behaviour Curriculum

<i>Love</i>	<i>Courage</i>	<i>Respect</i>
Caring Passionate Thoughtful Compassionate 	Resilient Capable 	Respectful Considerate Thoughtful Polite Attentive Tolerant 

New!!!

The Kingsclere Way



Supporting Your Child's Learning

*We will be using **scaffolds**, **cut away groups** and **interventions** to support children's learning*

Interventions might include:-

- Precision spelling
- Priority Readers
- Weekly surgery
- Maths top up
- IDL
- ACE dictionaries
- Barrington Stoke and other reading schemes
- Early Morning work
- Scaffolds such as word banks, reminders, visual representations

Trips planned so far:



Autumn Term:

Local field work study

Spring Term:

Winchester Cathedral

Summer Term:

Residential to Runways End

Local walk



Dates for Autumn term



Monday 16th September: Teacher's clubs start

Monday 16th – 18th September: Bikeability

Wednesday 11th September: The Clere come to visit

Friday 27th September: Harvest Festival at St Mary's Church, 9:30am

Monday 30th September: Individual photographs

Thursday 3rd October Reading Workshop for parents

Friday 11th October: Fire Service visit for Year 5

Wednesday 16th October: 2:30pm Curriculum Outcome event – parents/carers invited

Monday 28th – Friday 1st November: Half Term

Tuesday 12th November and 14th November: Parent's Evening

All information can be found on Weduc

Newsfeed section

Notices

Weduc emails - Newsletter

Forms

Calendar

weduc

Kingsclere CE Primary School Learning Behaviours

Stickability



Risk taker



Courage



Curiosity

Making connections




Asking questions



Creativity



Asking for help



Imagination



Problem solver



Presenting with pride



Thinking outside the

box



Reading Diaries

- We are trialling something new in Year 5/6
- Online 'Book Club' on Seesaw
- Children post onto the club when they finish a book with a book review and recommendation
- Children respond to the weekly 'book club challenges'
- Children are expected to read 4 times a week – building reading stamina to 15 – 20 minute reads x4 weekly
- Children record their reads on the class reading record sheet each morning
- All reading counts for book club!
- Each half term, there will 'Book Club Bonuses'

Super Star Readers

**Super Star
Readers**



Reading Chart will be checked on **Fridays**

For every day there is a reading experience = 1 HP
This means they can get up to **7HP in one week!**

If they have **4 reading experiences** = name in the **prize draw!**

Reward Token for _____

To have lunch with my teacher and a friend.



Reward Token for _____

To sit in the teacher's chair for one lesson.



Reward Token for _____

To choose a friend to stay indoors with at playtime.



Reward Token for _____

To have 15 minutes free time on the iPad.



Reward Token for _____

To do a colouring instead of EMW



Reward Token for _____

To draw a picture on the class whiteboard in Holly Hub



- Reading a book on your own
- Reading with an adult
- Having someone else read to you
- Reading an e-book
- Listening to an audio book
- Watching videos of someone reading a book
- Reading a magazine
- Reading a newspaper
- Reading a comic
- Reading a graphic novel

Rewards and Responsibilities



- ▶ Super Star Reading Rewards
- ▶ House points
- ▶ Celebration Friday
- ▶ Star Awards each Half Term
- ▶ Tidiest Classroom Trophy

- ▶ **Year 5 and 6**
Responsibilities: Librarians, school council, JRSO, Safety Officers
- ▶ **Year 6 responsibilities:** House Captains, school leaders and Play Leaders, digital leads, friendship ambassador

Presentation of work

- Write in pen for written work
- Seesaw symbol if needed
- Front cover sheet
- Purple pen
- One number per square in maths
- Consistent, joined up handwriting
- Pride in work







5 Star Writing



	Punctuation	. ? ! . : ; - ()
	Sentence Structure	
	Spelling	
	Paragraphing	
	Effect	

5 Star Maths



	Short date every session	05.09.22				
	1 digit per square	<table border="1"><tr><td>2</td><td>4</td></tr></table>	2	4		
2	4					
	Number formation	1 2 3 4 5 6 7 8 9 0				
	Purple pen corrections	<table border="1"><tr><td>3</td><td>2</td><td>3</td><td>3</td></tr></table>	3	2	3	3
3	2	3	3			
	Rulers for straight lines					

PE - when, what etc.



Children will need to wear their PE Kit into school on:

- Long hair tied back
- All jewellery removed (including watches)
- Bare feet in the hall
- Correct school PE uniform

Mondays and Fridays

Monday: Gymnastics

Friday: Fitness and Wellbeing

PE Uniform Reminder


P.E – EYFS, KS1 and KS2

Item	Colour
Polo shirt or T-shirt	Gold
Shorts or skirt	Green
Gym shoes or light trainers	Black or white
Jogging bottoms for outdoor P. E	Black
Sweatshirt for outdoor P.E. (a different sweatshirt from ordinary uniform)	Black

Please note that branded items of clothing are not part of our school uniform for P.E. and therefore all jogging bottoms and jumpers or hoodies must be plain black.



Home Learning



Take Your Pick Home Learning:

Year 5/6 Autumn Term

Where is the best place for a UK staycation?

Remember children should complete one task every two weeks, so three tasks by half term (17th October). Presentation is a high priority and pupils should choose whether to return a paper presentation or post the learning on Seesaw. They can be as creative as they choose with their responses but should invest about an hour for each task. Our last Collective Worship of each half term will reward the most creative submission for each class.

Research a popular UK holiday destination and write 5 questions relating to this.	Present a photograph from a holiday you, or someone you know, has taken. Annotate around it with activities or quotes from people who were there.	Research Thomas Cooke. Include at least three paragraphs of information and 2 illustrations. You could do this by hand or using a computer.	Plan a train journey to your favourite seaside destination. Can you compare it with another form of transport – eg which takes longer, is more convenient etc?	Create a questionnaire to investigate what types of UK holidays your friends and family have taken. Present as a graph with a summary of the results.
Date:	Date:	Date:	Date:	Date:
Ask a family member about their favourite UK holiday. What did they enjoy most about it and why? What was the worst part of the holiday	Make a bingo card/spy game of coastal features someone could use on a day trip.	Create a menu for a seaside cafe. Include a price list and any dietary considerations. What would your family order?	Can you think of a famous book with a staycation in it? Summarise the story in 50 words.	Investigate the Box Brownie – what was so special about them?
Date:	Date:	Date:	Date:	Date:
Create a set of key vocabulary words related to holiday destinations in the UK. Make a word search using the vocabulary.	Invent a gadget to prevent seagulls from stealing your chips.	In science we are exploring forces – gravity, friction, air and water resistance. Using BBC iPlayer as a starting point, create a factsheet to show the important facts of one force.	Make a model to show something you have learned about coasts – it could be out of anything you choose – eg soil, clay, junk or even cake!	Draw a portrait of Isaac Newton.
Date:	Date:	Date:	Date:	Date:
Take one picture linked to accommodation you might rent for a staycation eg tent, hotel, cottage etc. Write a poem to accompany it.	Make up a song or a jingle to advertise a seaside town.	Using one of the PE lessons from this term, design a poster to explain the rules of a game you played or skill you developed. Include sections for safety and equipment.	What is the closest coast to Kingsclere in the UK? Which coast is the furthest away without crossing any sea? How far away are they in time and distance? Explain how you know.	In science we are exploring forces – gravity, friction, air and water resistance. Can you plan an experiment for one of these forces, which you could safely conduct at home?
Date:	Date:	Date:	Date:	Date:

Parent/carer: Home learning is an important part of your child's academic learning. Please support your child with their homework by talking to them about what they have been learning and making sure they are managing their time well to complete the tasks effectively. If there are any problems please contact the teacher in good time so provision can be made to support your child.

Year 5/6 Home Learning – Friday 9 th September – Friday 16 th September 2022	
Daily Reading Please continue to read with your child. All children who record their reading 5 times per week or more will be celebrated. Please continue to send your child's reading diary and books to school each day.	Spellings EdShed Please encourage your child to practise spelling words using Spelling Shed or on paper. Year 5/6 Key Words average, awkward, category cemetery, controversy Try writing these words in sentences.
Please complete the maths task set on the Deepening Understanding website.	Take Your Pick Please complete one activity each fortnight from the Take Your Pick menu linked to our enquiry "Where is the best place for a UK staycation?"
Our Sticky Question for the week is: If we moved the school building to the other side of town, but left everything and everyone here, where would the school be?	Reminders: <ul style="list-style-type: none"> Children should wear P.E kits to school On Tuesdays and Thursdays We will be visiting the school library next week so children may bring home a reading for pleasure book
Times Tables Children should continue to practise the tables sent home with them each Friday please.	



Home Learning

- Take your pick grid for the enquiry journey
- Reading 4 times a week
- Weekly spelling focus
- Weekly Book Club Challenge
- Times Tables Rockstars
- A maths focus that can be practised with your child at home or independently for Year 5 and 6 e.g. telling the time

Home Learning

- All children will have a folder to keep any paper tasks in, their 'Take your pick grid', log on codes for spelling, Seesaw and times tables rock stars
- All children have a Seesaw account with a 'Home Learning' folder so that children can share more creative responses to home learning
- Reading books can be changed in school
- Library books can be changed weekly
- Home work club will run once a week if you feel this will be helpful

See Saw



- All children will have a unique log on to Seesaw. This will be stuck in their home learning folder
- Seesaw - has our electronic exercise books – there is a folder for each subject
- We use Seesaw to record and capture non-book-based learning e.g. videos, group work, photographs of activities
- There is a Home Learning Folder where we will occasionally upload a game or revision. This is optional and will be mentioned on the home learning letter that is sent home on a Friday

Seesaw provides a window into our curriculum

Here to listen: Our Safeguarding Team



Designated safeguarding lead (DSL): Jo Messenger
Contact details: j.messenger@kingsclere.hants.sch.uk



SENCO and Safeguarding Officer
-Deputy DSL: **Attiya Khawaja**
Monday - Thursday



Phase Leader Year R and Key Stage 1
Deputy DSL: **Lindsey Bowden**



Phase Leader: Key Stage 2
Deputy DSL: **Caroline Williamson**

Safeguarding

School Site:

- safety access codes
- visitors only access via the front entrance – sign in
- CCTV around the school

Staff Training:

- annual safeguarding training and set agenda on all Staff Meetings
- report any concerns to a member of staff – DSL – and DDSL and who they are

Children:

- Curriculum focus through PSHE, SMSC, RSHE and Collective Worship focus

How you can help us keep our school safe!

Reading up on Safeguarding:

- visitor induction materials to read – re. safeguarding
- be aware of any procedures and protocols - fire, lockdown etc. if in school helping
- confidentiality of pupils

DBS Check for all adults who help

Parking:

- very busy – please be vigilant
- adhere to road markings and signs please

Keeping Children Safe Online

We value what an incredible learning tool the internet and technology can be and know that this is the future. We educate the children through our curriculum about online safety.

What we do:-

- ✓ Teach lessons each half term with a focus on e-safety – if anything makes you feel uncomfortable or upset, talk to a trusted adult
- ✓ Have internet safety code of conduct that the children know and follow
- ✓ Monitor their internet use
- ✓ Work with parents and carers to address any concerns
- ✓ Seek professional advice where we need to
- ✓ Have a school governor and digital leaders to support e-safety
- ✓ Work closely with our IT support team if we have any concerns

Keeping Children Safe Online



Talk with your child about responsible use of their tablet

Discuss what is okay and not okay to use it for and look at the possible risks. Tell your child what they should do if something goes wrong while using it. This could be to turn off the screen and tell an adult.



Think about the location of the tablet

Will it be in a shared family space or in a bedroom? Where will the tablet charge overnight? Think about: setting time limits; reminding your child about the risks of communicating online with people that they do not know; and encouraging them to come to you with any worries.



Explore parental controls

Take a look at the controls available both on the tablet itself and on your home Wi-Fi. Talk these through with your child too. Parental controls are a helpful tool, but an open conversation with your child is the most important thing.

Online Safety– Parent/ Carer Responsibilities

- For older children, monitor groups and conversations through social media
- Know age limits
- Teach your child about their device
- Set up any controls

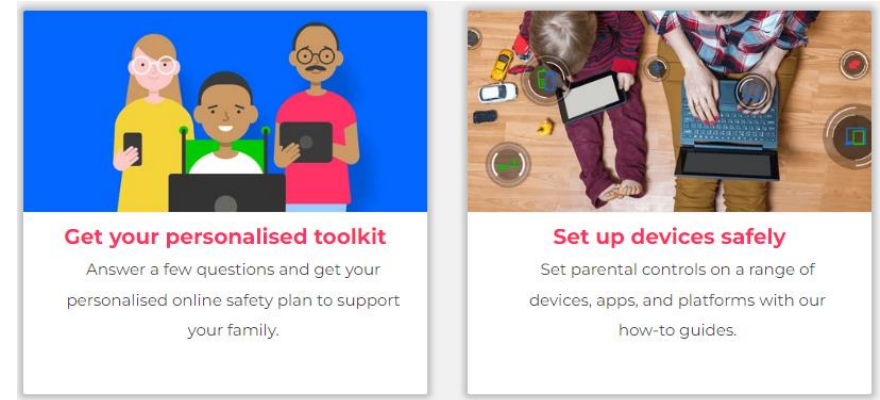
Helpful Resources and Links:

www.ceop.police.uk.

<https://www.childnet.com/help-and-advice/how-to-make-a-report/>

<https://www.internetmatters.org/>

<https://www.openvieweducation.co.uk/internet-safety-guides/>



Age Limits

APPS AND THEIR AGE RATINGS

13+		16+	
 Facebook	 Snapchat	 WhatsApp	
 Instagram	 Twitter		
 TikTok	 Kik	 Sarahah	 MeetMe
 YouNow	 Yubo		
 House Party	 Monkey	 YOLO	 LiveMe

Online Safety – Mobile Phones

How to start a conversation with your child about using a phone safely:

■ Why do you want to get a phone?

Whilst deciding if it is time for your child to have their first phone can be a great opportunity to find out what your child expects to use their phone for. This could be for connecting with friends, playing games, for keeping in touch whilst out of the house or other reasons.

▲ What do you like about using your phone?

You can ask your child about their favourite apps or games, what they like using their phone for, or you can ask them to show you how to play or use their favourite game or website.

● What would you do if something worrying or upsetting happened on your phone?

You can ask them about the places they can go to find the safety advice, find out what they know about privacy settings, and ask them how to report or block on the services they use.

◆ How can we do more online together?

Ask your child about activities or games that you could enjoy as a family, this can be a great time to establish a [family agreement](#) to manage your families time online.



Mobile Phones – at home



Talk with your child about responsible use of their phone

Discuss what is okay and not okay to use their phone for. Talk about time limits and expectations of where the device can and cannot be used, this could include things like the phone being charged outside their bedroom overnight.



Discuss what to do if something upsetting or worrying happens

Give them the strategies they need in case something concerning happens whilst they are using their device. This could be to lock the screen and tell an adult, to make a report to the platform they are using, or to block the user.



Explore parental controls

Take a look at the controls available both on the phone itself and on your home Wi-Fi. Talk these through with your child too. Parental controls are a helpful tool, but an open conversation with your child is the most important thing.

Mobile Phones – School Responsibilities

We accept and appreciate that as your child becomes more independent, a mobile phone can give that added layer of security and peace of mind. This is what we do in school to teach and protect children with regards to mobile phone use:

- ✓ Teach the children about cyber bullying, online safety, reporting concerns and the responsibilities they need to ensure they have when using a mobile phones
- ✓ Phones are collected in at the start of the day – they must be off
- ✓ Children collect their phone as they leave for the day
- ✓ We work with parents and carers if there are concerns

Other Bits!

Healthy Snacks

Please send your child in with a healthy snack such as fruit or vegetables.

Water bottles

Only water to be drunk in class please

Please make sure water bottles are named



Y6 SATs

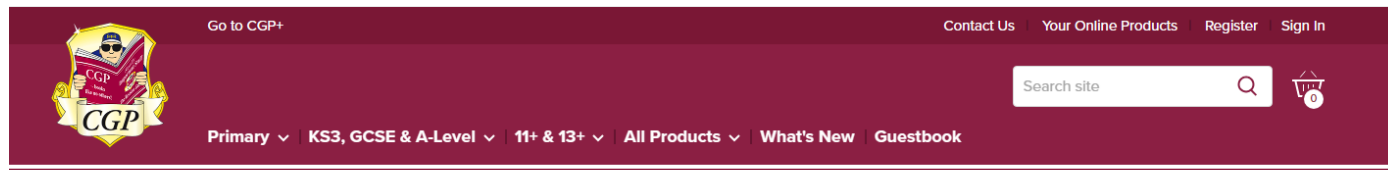
- These are national, end of Key Stage Two tests that take place in May
- The tests are taken by all Year 6 children across the country and will test the children on English and maths that has been taught across Key Stage Two

How to support at home:

- Regularly at home to build reading stamina
- Making sure times tables knowledge is secure and fluent
- CPG/ bite size/ WH Smith SATs guides and revision
- Attendance if invited to booster groups
- Home learning

Date	Exam
Monday 13 May 2024	Grammar, Punctuation & Spelling - Paper 1 Grammar, Punctuation & Spelling - Paper 2
Tuesday 14 May 2024	English Reading
Wednesday 15 May 2024	Maths Paper 1 (Arithmetic) Maths Paper 2 (Reasoning)
Thursday 16 May 2024	Maths Paper 3 (Reasoning)

SATs

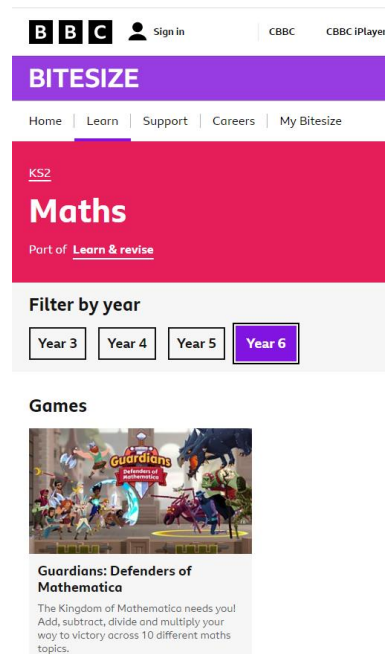



Home > Resources > CGP's Free Online 10-Minute Tests

CGP's Free Online 10-Minute Tests

Try our **Primary**, **11+**, **KS3**, **GCSE** and **Functional Skills** 10-Minute Tests — they're perfect for practice on the move! Plus we have plenty of 10-Minute Test books — [check them out](#).

Primary



Weekly Workouts for Year 1 to Year 6



Thank you for coming.
Any questions?