



Reception Information Evening June 2024



**Welcome from the
Headteacher
Mr Rowden**

The Year R Teachers



**Mrs
Watson**



**Mrs
Cleary**

What is the Early Years Foundation Stage (EYFS)

The Early Years Foundation Stage (EYFS) is the stage of education for children from birth to the end of the Reception year.

It is based on the recognition that children learn best through play and active learning.

Areas of Learning

In Reception we cover 7 areas of learning which are:

- *Personal, Social and Emotional Development*
- *Communication and Language*
- *Physical Development*
- *Literacy*
- *Maths*
- *Understanding the World*
- *Expressive Arts and Design*



Characteristics of Learning

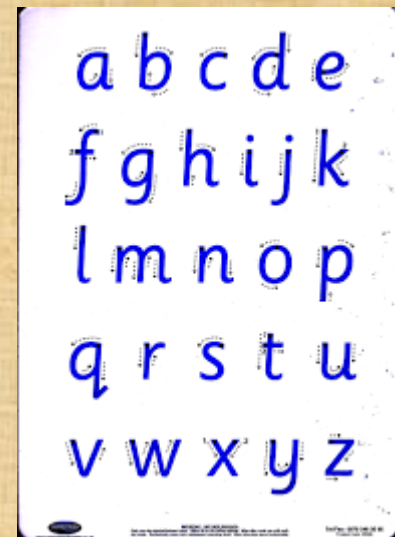
We also incorporate the characteristics of effective learning in our teaching and learning. 'Root Learning' is an important part of our curriculum that allows these to be achieved.

- **playing and exploring** - children investigate and experience things. They 'have a go
- **active learning** - children concentrate and keep on trying if they encounter difficulties and enjoy achievements
- **creating and thinking critically** - children have and develop their own ideas, make links between ideas and develop strategies for doing things

Phonics

- During reception we work through three phases of phonics (phase 2-4)
- We learn the letter phoneme (sound), letter name correspondence and letter formation
- We then teach the children to blend the sounds and segment the sounds in words
- We use this knowledge to support our early reading and writing

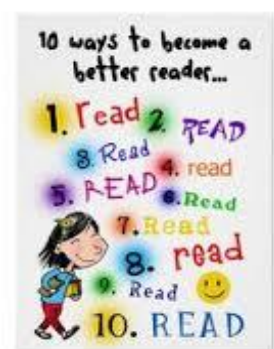
Phonics



Reading



- We will begin by reading in groups, sharing familiar stories and talking about them
- In Term 2 we will begin to give the children individual reading books to bring home and share with you
- The books will be changed weekly and will include the sounds that your child is familiar with.



Mathematics

In reception, we cover:

- Composition of numbers to 10
- Subitising of numbers to 5
- Number bonds to 10
- Double facts up to 10
- Counting to 20
- Comparing quantities
- Representing patterns in numbers up to



Transition Arrangements

Thursday 4th July: 'New Roots' event
10.30-11.30am

Week beginning 8th July: Home visits

Tuesday 3rd September: 'Stay and Play'
sessions (1 adult per child please)

Mrs Watson's class: 9.00-10.00am

Mrs Cleary's class: 1.30-2.30pm
(via the university gate)





September Staggered Start

- **Wednesday 4th and Thursday 5th September**

Pupils in from 8.40am-12.00pm

- **Friday 6th September**

All children in from 8.40am-1.00 pm
(Stay for lunch)

- **Monday 9th September**

Pupils in full time 8.40am- 3.25pm



The Reception Day

- Phonics lesson
- Guided reading
- Handwriting session
- Mathematics lessons and activities
- ‘Root Learning’ inside and outside
- Topic-based learning sessions
- Story and singing times
- PE lessons





P.E



- Your child will be having P.E. lessons during their time in reception
- In Term 1 your child will not need a kit as they will be just removing shoes and socks to get used to the PE space in the hall
- In Term 2 your child needs to bring in a named P.E. kit in a bag, that can be left on their peg for the half term. This can be brought in after the half-term holiday

Uniform

- Please refer to our school uniform policy – please ensure your child is wearing the correct uniform and school shoes and has the correct P.E. kit in school from Term 2
- If unsure, please refer to the school office or website

<https://www.bleanprimary.org.uk/school-life/uniform/>



Lunches


- All Year R pupils are entitled to a free school dinner. Menus are available on the school website <https://www.bleanprimary.org.uk/school-life/school-lunches/>
- If you prefer your child to have a packed lunch, please ensure they **do not** contain nuts, fizzy drinks, or sweets/chocolate bars
- Year R staff support pupils in the hall and at lunchtime play



Behaviour

We follow the Blean Bees:

- **Be ready**
- **Be respectful**
- **Be safe**



Our school values are:

**Curiosity, Collaboration, Resilience,
Responsibility and Resourcefulness**

Tapestry

- Tapestry is used as a way of sharing 'wow' moments and a way of you sharing any home learning. Please remember that we will value your input into this platform
- Permission Forms are on the table at the entrance. Please return at your home visit or at the event next week



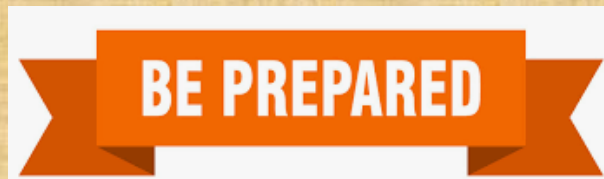
Home Learning

- To support your child at home please spend 10 minutes a day reading with them and from Term 2 encourage them to read their books to you
- Use the Reading Record to write any comments
- We hold 'Tea and Topics' sessions to share ways that you can help at home



How can you help prepare your child?

- Coats (Ensure they can put it on unaided)
- Toilet (independently if possible)
- Count (as much as possible)
- Read lots of stories and poems
- Use a knife and fork
- Get dressed and undressed independently
- Enjoy the summer on the beach, in the woods, or outside in the garden etc. (enriching experiences)



Notes

- Please ensure that all of your child's uniform is clearly named
- Your child will need a school book bag. These are just for their books and reading diary
- Water bottles must be brought in every day and labelled with their name
- Please ensure your child does not bring in any personal belongings
- You can leave a spare set of clothes on your child's peg for emergencies



Online Platforms

- **Google Classroom:** *Used for class teachers to set homework and add resources that you may find useful to support your children at home. Home learning is put on your child's Google classroom page every Friday for you to view and/or download alongside other resources*
- **Reach More Parents App:** *This app will allow you to receive alerts and keep updated with school news, trips, learning activities, important announcements, key dates, events, and much more*
- **Big Cat Collins:** *This site allows your child to access a variety of additional reading books online. These are targeted to each child's phonic ability by the class teachers*
- **School Website:** *The school website is also a good resource and includes any information on the curriculum, all the newsletters and dates as well as PowerPoints from any presentations*

Thank you

If you have any questions please speak to one of the school staff or ask them at your home visit appointment

