

# LEARNING BEHAVIOURS








<b>Process</b>  <b>Process (Head)</b> <i>What are the steps to success?</i>	<b>Strategies</b>  <b>Strategies (Hand)</b> <i>What is in my learning toolkit to help me?</i>	<b>Showcase</b>  <b>Showcase (Heart)</b> <i>My outcome to show what I have learnt and achieved.</i>
<b>Learning behaviours:</b> Stickability Risk taker Courage Asking questions – deepening knowledge and understanding Curiosity	<b>Learning behaviours:</b> Problem Solver Thinking outside of the box Making connections New ways to do things Asking for help Thinking about ‘unthought’ things	<b>Learning behaviours:</b> Presenting with pride Imagination creativity
<b>Sentence stems:</b> This didn't work so I will try... This is hard but I can... I disagree because... I will work on these three steps: Step one... I will try... first I will build on this idea by... This is similar to... This builds on... I'll give ... a go and let you know how I get on. My mistake show that I am learning to get better at...	<b>Sentence stems:</b> I will use... to help me The problem is... I can do... but I need help with ... I understand ... so the bit I need help with is... What if... I wonder... I would like to talk my thinking through with... What if I change...	<b>Sentence stems:</b> I am really proud of...
<b>Enabling the learning attitude:</b> Have you tried? Who can help you? What have you tried already? What needs to change? What needs to stay the same? When have you done something like this before? What four things could we try? Which two things shall we reject?	<b>Enabling the learning attitude:</b> Can you think of three challenges you might face? Can you draw the problem? What do I already know and how can I use that to help me? What new problem did you discover? What are your strengths – knowing your own strengths, working with others to expand your knowledge and share with others	<b>Enabling the learning attitude:</b> <ul style="list-style-type: none"> <li>Providing children with choices about how they will present the final outcome</li> </ul>

*These are the learning behaviours which teach, model and encourage the children to demonstrate.*

*We teach and encourage the children to talk about and reflect on their learning. These sentence starters help to guide their discussions.*

*These are the questions and reflections adults in our school use with the children to help them think about the process of learning and achieving success as a learner.*

# LEARNING BEHAVIOURS

What might the next step be? Working walls WAGOLLS Success criteria 5 key questions Using the 4 T's	How else can I look at this? How else can I look at this? Working walls Mixed ability partners/ groups				
<div>Reflect and Evaluate</div> <div></div>	<div>Reflect and evaluate (Heart, Head, Hand)</div> <div>Identifying my strengths and looking for the opportunities to improve</div> <div>This didn't work because...</div> <div>Next time I would...</div> <div>Next time I will...</div> <div>This went well...</div> <div>I'm going to build on...</div> <div>I would like to add...</div>	<div>These are the sentence prompts we teach and encourage the children to use so that they can consider what went well and how to make further improvements. This encourages children to see learning as an ongoing process.</div>			
<div>Thinkadocus</div> <div>Thinkadocus think carefully and reflect on their learning. They are able to talk about their thinking and learning.</div> <div></div>	<div>Askaraptors</div> <div>Askaraptors are very talkative learners. They love to ask lots of questions which develop and deepen their knowledge and understanding.</div> <div></div>	<div>Solveosaurus Rex</div> <div>Solveosaurus Rex work really hard to solve problems by making connections and finding new ways to do things.</div> <div></div>	<div>Stickasaurus</div> <div>Stickasaurus have bags of perseverance and will persist, never giving up, even when the going gets tough. They are known for sticking at things.</div> <div></div>	<div>Tryatops</div> <div>Tryatops are known for their ability to take risks and try their best in whatever they do. They love to 'have a go' at new things.</div> <div></div>	<div>Imagineosaurus</div> <div>Imagineosaurus are excellent at exploring the unknown and thinking about unthought-of things. They love to share their imaginative ideas with others.</div> <div></div>
Links to Process (Head)	Links to Process (Head)	Links to Strategies (Hand)	Links to Strategies (Hand)	Links to Strategies (Hand)	Links to Showcase (Heart)