

A watercolor illustration of a school building with a central banner. The building is a long, two-story structure with a brick facade and several windows. The roof is dark grey with several chimneys. In the foreground, there are wooden benches and a table with blue chairs. The sky is blue with white clouds, and there are green trees on the left. A central banner with a white background and a black border contains the text "Welcome to Year 5". The artist's signature "D. TAIT" is visible in the bottom right corner of the illustration.

Welcome to Year 5



Welcome to Alfred Sutton Primary School

- We would like to welcome you to Year Five at Alfred Sutton Primary School. We are ready to help you and your child embark upon the next part of their learning journey.
- At Alfred Sutton we aim to ensure that every day is full of purposeful learning driven by an exciting and creative curriculum.



Staff in Year 5

			
Mr Watson Class Teacher Eagle Year 5 Lead	Miss Selwood Class Teacher Falcon	Mrs Ruqiyya Class Teacher Buzzard	Mrs Rose Class Teacher Buzzard

Support Staff in Year 5

 A portrait of a woman wearing a pink hijab and a black floral patterned top, smiling slightly.	 A portrait of a woman with dark hair, wearing a grey top and a black patterned scarf, looking directly at the camera.
Miss Kiyani	Mrs Culasy

Transition from Year 4 - 5

Transition is very important. We want your child to feel happy and confident in their new environment and with new staff.

Children will meet their new teacher before the Summer holidays. This is an opportunity for them to ask any questions they may have.



Transition at Alfred Sutton Primary School



Transition events

- Communication with previous teachers
- Meet the teacher events for children
- Photobooks via Weduc



Learning in Year 5

Core Writing Skills	Maths	Core Reading Skills
<ul style="list-style-type: none"> ❖ Plan ❖ Draft and write ❖ Evaluate and edit ❖ Proof-read for spelling and punctuation ❖ Perform own compositions 	<ul style="list-style-type: none"> ❖ Arithmetic ❖ Reasoning ❖ Times tables/Number bonds and division 	<ul style="list-style-type: none"> ❖ Engage with range range of texts ❖ Retrieval of key information ❖ Inference ❖ Prediction ❖ Summary ❖ Understanding words in context
Wider Curriculum		
<ul style="list-style-type: none"> ❖ Geography ❖ History ❖ Science ❖ Art/DT ❖ Drama 	<ul style="list-style-type: none"> ❖ Nutritional and outdoor learning ❖ Music ❖ RE ❖ PSHE ❖ PE 	



Reading Books

- Your child will bring home a reading book and a reading diary.
- Books will be allocated based on your child's reading level.
- Reading books and reading diaries must be brought into school every day.
- Books must be kept in a suitable bag.
- We are unable to allocate a new reading book if the previous book has not been returned to school.
- Children are expected to read at home daily and read aloud to an adult at least three times a week.
- Writing in reading diaries:
 - Adults please write a comment in your child's reading diary when they read their book to you.
 - KS2 – children are expected to fill in their reading record independently if they read on their own.



Home and school working together to support learning

Homework

- Once a week, we will send home pieces of homework that reinforce our learning in school.

Every night

- Read for at least 20 minutes.
- Number skills (Times tables, division and number bonds)
- Having conversations about their learning.



The school day


A typical school day:

- School gates open at 8.30am
- Year five doors open at 8.40am
- Class doors close at 8.50am and the register is taken. Children arriving after the doors have closed will need to be signed in at the office and will be marked as late
- 9.00am - Most mornings will include a topic and writing lesson, reading, maths, snack and a playtime
- Lunch Break starts at 12:20 and finishes at 1.20pm
- 1.15pm - The afternoon includes wider curriculum lessons and reading for pleasure.
- School ends at 3.10p.m.
- Collection - wait in the playground outside the classroom and your child will be sent to you. Please do not come up to the classroom door.



The school day

- Water - please bring in a named water bottle
- Snack - a piece of fruit or vegetable
- Lunchtime
 - School dinner
 - ParentPay
 - Ordered before 8am
 - Packed lunch
 - Healthy and balanced
 - No nuts



What to bring to school everyday



book bag or rucksack



water bottle



lunch box/bag (if applicable)






coat (suitable for all types of weather)



PE kit

- A hat, scarf and gloves are needed for colder days
- A sun hat is needed for warmer days (please apply sun block at home)
- **All clothes and other items that your child brings to school need to be named**

School Uniform

				
shirt or blouse	polo shirt	jumper/ cardigan	sweatshirt	trousers/ shorts
				
skirt/ pinafore	summer dress	leggings	black shoes	school fleece

- Our school colour is yellow and is teamed with white and grey
- You can purchase items of clothing with the school logo on from Stevensons www.stevensons.co.uk
- Please ensure your child is dressed suitably for the weather - we are outside at much as possible
- **All clothes and other items that your child brings to school need to be named**

PE kit

		
PE shorts	PE leggings	PE t-shirt
		
plimsolls/ trainers	PE jogging trousers	PE sweatshirt

- PE days may move but are currently scheduled for Tuesdays (both red and blue weeks)
- Pupils should wear PE kit to school on PE days
- Children with long hair should have it tied back for PE days and earrings should be covered with tape

Life at school

- The school office
- Communication - weduc
 - www.weduc.co.uk
 - Events
 - Letters
 - Changes in usual collection
 - Illness reporting - attendance
- After School Childcare and Extra-Curricular Clubs
 - www.getactivesports.com





Questions and Answers

If you have any unanswered questions remaining at the end of the presentation please email rwatson@alfredsutton.reading.sch.uk



A watercolor illustration of a school building with a tree and a sky. The building is a long, single-story structure with a brick-like texture and several windows. In front of the building, there are two wooden benches and a wooden structure with blue seats. To the left, there is a large green tree. The sky is blue with white clouds. The entire scene is rendered in a soft, painterly style.

Thank you.

We look forward to meeting you in the
coming weeks.

