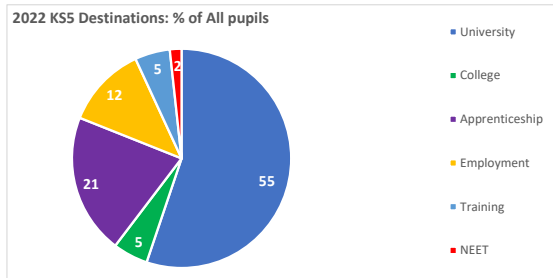
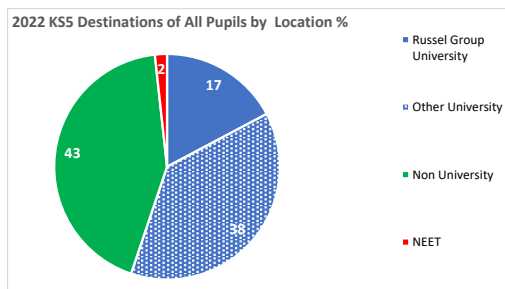


2023 Y13 DESTINATIONS Number		2023 Y13 DESTINATIONS %		2022	2021
University	32	University	55	64	64
College	3	College	5	5	5
Apprenticeship	12	Apprenticeship	21	16	16
Employment	7	Employment	12	9	9
Training	3	Training	5	0	0
NEET	1	NEET	2	7	7
TBC	0	TBC	0		
TOTAL	58	TOTAL	100		

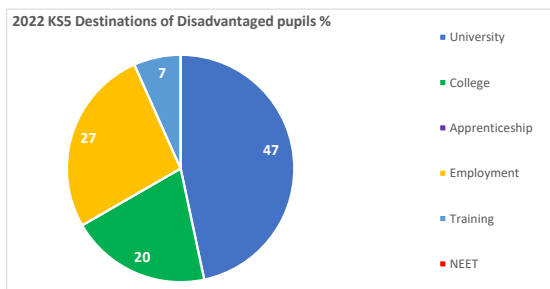
55% of pupils are going to university, the national average for 2022 is 58%



Of the 55% of pupils going to university, 17% are Russell Group institutions.



47% of our disadvantaged cohort are going to university of which 13% are Russell Group institutions.



22% of our SEND cohort are going to university, of which 50% are Russell Group institutions.

