

A watercolor illustration of a school building with a tree and a bench. The building is a long, two-story structure with a central tower and several chimneys. The windows are multi-paned. A tree with green leaves is on the left, and a wooden bench is in the foreground. The sky is blue with white clouds. The text "Welcome to Year 1" is overlaid in the center.

Welcome to Year 1



Welcome to Alfred Sutton Primary School

- We would like to welcome you to Year One at Alfred Sutton Primary School. We are ready to help you and your child embark upon the next part of their learning journey.
- At Alfred Sutton, we aim to ensure that everyday is full of purposeful learning driven by an exciting and creative curriculum.



Teachers in Year One

Sycamore



Mrs. Newton

Willow



Miss Clanfield

Chestnut



Mrs. Kerr
Assistant Head Teacher Y1



These adults will be supporting in Year One:

 A portrait of a woman wearing a red hijab and a black and white patterned top, smiling.	 A portrait of a woman wearing a grey hijab and a dark top, looking directly at the camera.
Mrs. Mughal	Mrs. Rahman

Other adults in Year One

SENCO



Mrs. Tweddle

Cover Teacher



Mrs. Alami

PE Coach



Mr. Neate

Transition from Reception to Year One

Transition is very important. We want your child to feel happy and confident in their new environment and with new staff.

Children will have their new teacher visit them in their current class before summer. This is an opportunity for them to ask questions about Year One.



Learning in Year One

Writing Skills

- ❖ Develop clear handwriting which can be read by themselves and others
- ❖ Simple fiction and non fiction sentence writing
- ❖ Begin to use capital letters, full stops

Maths

- ❖ Arithmetic
- ❖ Shape and measure
- ❖ Reasoning

Reading Skills

- ❖ 70 wpm fluently
- ❖ Answer literal questions
- ❖ Sound out unfamiliar words
- ❖ Start making inferences

Wider Curriculum

- | | |
|-------------|------------------------------------|
| ❖ Geography | ❖ Nutritional and outdoor learning |
| ❖ History | ❖ Music |
| ❖ Science | ❖ RE |
| ❖ Art/DT | ❖ PSHE |
| ❖ Drama | ❖ PE |



Phonics in Year One

- In Year One, children will continue with phonics.
- We teach children to read using the systematic phonics programme Read Write Inc. Phonics.
- This is a complete phonics programme which helps all children learn to read fluently and at speed so they can focus on developing their skills in comprehension, vocabulary and spelling.
- More information is on our website.



Reading Books

- Each week, your child will bring home a reading book.
- Books will be sent home based on your child's reading level.
- Two types of books:
 1. Book Bag Books
 2. Online phonics books

Log in details to access online books will be sent home in September.



Reading Books

- Your child will bring home a reading book and a reading diary.
- Books will be allocated based on your child's reading level.
- Reading books and reading diaries must be brought into school every day.
- Books must be kept in a suitable bag.
- We are unable to allocate a new reading book if the previous book has not been returned to school.
- Children are expected to read at home daily and read aloud to an adult at least three times a week.
- Writing in reading diaries:
 - Adults please write a comment in your child's reading diary when they read their book to you.
 - KS2 – children are expected to fill in their reading record independently if they read on their own.



The school day

A typical school day:

- School gates open at 8.30am
- Year One doors open at 8.40am
- Class doors close at 8.50am and the register is taken. Children arriving after the doors have closed will need to be signed in at the office and will be marked as late
- 9.00am – The morning includes a handwriting session, phonics, a writing lesson, maths, snack and a playtime
- Lunch Break starts at 12:00pm and finishes at 1.00pm
- 1.00pm – The afternoon includes wider curriculum lessons, guided reading and an afternoon playtime.
- **School ends at 3.10p.m.**
- Collection - wait in the playground outside the classroom and your child will be sent to you. Please do not come up to the classroom door.








The school day

- Water – please bring in a named water bottle
- Snack – a piece of fruit or vegetable
- Lunchtime
 - School dinner
 - ParentPay
 - Ordered before 8am
 - Packed lunch
 - Healthy and balanced
 - No nuts
 - No chocolate spreads



What to bring to school everyday

		
book bag (with reading book and reading record inside)	water bottle	lunch box/bag (if applicable)
		
coat (suitable for all types of weather)	PE kit	

- A hat, scarf and gloves are needed for colder days
- A sun hat is needed for warmer days (please apply sun block at home)
- **All clothes and other items that your child brings to school need to be named**


School Uniform

				
shirt or blouse	polo shirt	jumper/ cardigan	sweatshirt	trousers/ shorts
				
skirt/ pinafore	summer dress	leggings	black shoes	school fleece

- Our school colour is yellow and is teamed with white and grey
- You can purchase items of clothing with the school logo on from Stevensons www.stevensons.co.uk
- Please ensure your child is dressed suitably for the weather – we are outside at much as possible
- **All clothes and other items that your child brings to school need to be named**



PE Kit

		
PE shorts	PE leggings	PE t-shirt
		
plimsolls/ trainers	PE jogging trousers	PE sweatshirt

- Children should wear PE kit to school on their PE day
- PE days may move
- Suitable kit for PE lessons outside
- Children with long hair should have it tied back on PE day



Life at school

- The school office
- Communication – weduc
 - www.weduc.co.uk
 - Events
 - Letters
 - Changes in usual collection
 - Illness reporting - attendance
- After School Childcare and Extra-Curricular Clubs
 - www.getactivesports.com



Home and school working together to support learning

Homework

- Once a week, we will send home pieces of homework that reinforce our learning in school.

Every night

- Read for at least 10 minutes.
- Number skills (counting, number formation and recognition...)
- Having conversations about their learning.



The Year One Phonics Screening Check

Towards the end of Year One, children will take part in a phonics screening check.

What is the phonics screening check?

- The phonics screening assessment is a quick check of your child's ability to decode words using only his or her phonic knowledge. It helps us to confirm whether your child has met the expected standard for a child at this stage.

The check is a statutory requirement for all children on completion of Year 1 and usually takes place each year in the summer term. Children who did not take the check at that point, or who did not meet the expected standard, take the check again in Year 2.

How does the check work?

- Your child will be asked to read 40 words aloud to a teacher who is known to him/her.
- Your child may have read some of the words before, while others would have been completely new.
- The check will only take a few minutes to complete and there is no time limit.
- We will share information throughout the year to help prepare your child for the screening check.




A watercolor illustration of a school building with a tree and a sky. The building is a long, two-story structure with a red brick facade and a series of windows. A large tree with green leaves is on the left. The sky is blue with white clouds. The artist's signature 'D. TAIT' is visible in the bottom right corner of the illustration.

Questions and Answers

If you have any unanswered questions remaining at the end of the presentation please email lkerr@alfredsutton.reading.sch.uk



A watercolor illustration of a school building with a tree and sky. The building is a long, two-story structure with a brick facade and several windows. A tree with green leaves is on the left. The sky is blue with white clouds. The text is overlaid on a white rectangular background.

Thank you!
We look forward to meeting you in the
coming weeks.

