

# Wyborne School Summer Term Curriculum Newsletter



Dear Parents/ Carers,

We are very proud of how the Reception children have settled back into their routines. They are enjoying sharing both the indoor and outdoor area and it is lovely to see new friendships developing between both classes.

We have got lots of exciting activities planned for the children to enjoy this Summer Term.

Thank you all for your continuing support during this challenging year.

Best wishes,

Mrs Saunders and Ms Jean-Paul (Turtle Teachers) and Mrs Elliott (Tamarin Teacher)



Follow us on: <https://twitter.com/#!/WybornePrimary>





Remember to check WEDUC regularly for updates, reminders, news and celebrations.

## English

This term our core texts is Naughty Bus by Jan Oke and we will be returning to A Great Big Cuddle by Michael Rosen. In the final half term we will also be reading Billy's Bucket by Kes Gray. We have many exciting follow-up activities across the 7 areas of learning and development for early years.

The 7 areas of learning are:

- Communication and language
- Physical development
- Personal, social, and emotional development
- Literacy
- Mathematics
- Understanding the world
- Expressive arts and design



## Phonics

Here are some useful websites to help practise Phase 2 and Phase 3 Phonics:

### Jolly Phonics Songs

<https://vimeo.com/106231366>

### Phase 2 sounds

<https://www.bbc.co.uk/bitesize/topics/zf2yf4j>

### Phase 3 sounds

<https://www.bbc.co.uk/bitesize/topics/zvq9bdm>

### Don't forget to practise reading:

Phase 2 Tricky Words: the / to / I / no / go /

Phase 2 High-frequency words: is / it / in / at

Once your child has learnt the Phase 2 Tricky Words, they can practise Phase 3 Tricky Words: he / she / we / me / be / was / my / you / they / her / all / are

## Maths

Working to 20 and beyond:

Number Patterns to 20

Matching Picture to Numeral

Estimating

Subtraction

Ordering numbers

Capacity

Shape

Maths activities including ten frames, dot patterns, and number cards 1-20 with corresponding objects.

### Forest School


On Forest School days, children can come to school wearing appropriate clothes – ones that you do not mind getting dirty - and sensible shoes for exploring the forest. The children need to wear layers as we are outside for a long time and we visit in all weathers. They need to wear clothes that cover their arms and legs even in the summer months.

We have some spare Forest School kit, but children are welcome to bring in their own NAMED:

- Waterproof over-trousers and waterproof jacket (that fits over a coat)
- Wellingtons
- Hat, scarf, gloves (for cold days) ·
- Spare socks to change into.
- Spare bag for dirty clothes!

### Understanding the World

Over the coming weeks, both classes will take delivery of some caterpillars so we can learn about the life cycle of a butterfly. This will also link to some work using the story 'The Very Hungry Caterpillar' by Eric Carle.



When the children are outside with you, do encourage the children to search for insects in gardens and local environment. Nature is very important and as Spring turns into Summer, there are lots of plants and trees growing. Have you noticed the birdsong recently? Have you noticed any birds making their nests in readiness for their babies?

### Reminders

Please keep school reading books and Reading Records in book bags as reading days may change at the last minute.

As the weather has been improving, we have noticed many children wearing dresses and skirts. We recommend that children wear shorts, leggings or jogging bottoms so they can take part in climbing activities.

Thank you so much for your weekly 50p contributions, we are continuing to use the money to buy biscuits, wipes, tissues and resources to enhance the children's experiences.