

A watercolor illustration of a school building with a tree and a bench. The building is a long, two-story structure with a central gabled section and several chimneys. The windows are multi-paned. A tree with green leaves is on the left, and a wooden bench is in the foreground. The sky is blue with white clouds. The text "Welcome to Year 2" is overlaid in the center.

# Welcome to Year 2



# Welcome to Alfred Sutton Primary School

- We would like to welcome you to Year Two at Alfred Sutton Primary School. We are ready to help you and your child embark upon the next part of their learning journey.
- At Alfred Sutton, we aim to ensure that everyday is full of purposeful learning driven by an exciting and creative curriculum.



# Teachers in Year Two

Honeybee



**Miss Hawkins**

Butterfly



**Mr Higgs**

Dragonfly




**Mr Lim**  
Year 2 Lead





# These adults will be supporting in Year Two:

		
<b>Mrs Bains</b>	<b>Mrs Day</b>	<b>Mrs Weall</b>
Teacher	Support staff	

# Transition from Year One to Year Two

Transition is very important. We want your child to feel happy and confident in their new environment and with new staff.

Children will visit their new teacher in their Year Two classroom before summer. This is an opportunity for them to ask questions about Year Two.

Parents and carers will also have the opportunity to meet their child's new teacher during the "Meet the Teacher" session.



# Learning in Year Two

## Writing Skills

- ❖ Write coherent narratives
- ❖ Use present/past tense
- ❖ Use capital letter, full stops correctly
- ❖ Spacing and letter size is correct

## Maths

- ❖ Arithmetic
- ❖ Reasoning

## Reading Skills

- ❖ 90 wpm fluently
- ❖ Answer literal questions
- ❖ Sound out unfamiliar words
- ❖ Start making inferences

## Wider Curriculum

- |             |                                    |
|-------------|------------------------------------|
| ❖ Geography | ❖ Nutritional and outdoor learning |
| ❖ History   | ❖ Music                            |
| ❖ Science   | ❖ RE                               |
| ❖ Art/DT    | ❖ PSHE                             |
| ❖ Drama     | ❖ PE                               |



# Continuing Phonics in Year Two

- At the start of Year Two, most children will continue with phonics.
- We teach children to read using the systematic phonics programme Read Write Inc. Phonics.
- This is a complete phonics programme which helps all children learn to read fluently and at speed so they can focus on developing their skills in comprehension, vocabulary and spelling.
- More information is on our website.



# The school day

## A typical school day:

- School gates open at 8.30am.
- Year Two doors open at 8.40am.
- Class doors close at 8.50am and the register is taken. Children arriving after the doors have closed will need to be signed in at the office and will be marked as late.
- 9.05am – The morning includes a handwriting session, phonics/reading, a writing lesson, maths, snack and a playtime.
- Lunch Break starts at 12:10pm and finishes at 1.10pm.
- 1.10pm – The afternoon includes wider curriculum lessons, reading for pleasure and an afternoon playtime.
- **School ends at 3.10pm.**
- Collection - wait in the playground outside the classroom and your child will be sent to you. Please do not come up to the classroom door.










# The school day

- Water – please bring in a named water bottle
- Snack – a piece of fruit or vegetable
- Lunchtime
  - School dinner
    - ParentPay
    - Ordered before 8am
  - Packed lunch
    - Healthy and balanced
    - **No nuts**



# What to bring to school everyday

		
book bag	water bottle	lunch box/bag (if applicable)
		
coat (suitable for all types of weather)	PE kit	

- A hat, scarf and gloves are needed for colder days
- A sun hat is needed for warmer days (please apply sun block at home)
- **All clothes and other items that your child brings to school need to be named**






# School Uniform

				
shirt or blouse	polo shirt	jumper/ cardigan	sweatshirt	trousers/ shorts
				
skirt/ pinafore	summer dress	leggings	black shoes	school fleece

- Our school colour is yellow and is teamed with white and grey
- You can purchase items of clothing with the school logo on from Stevensons [www.stevensons.co.uk](http://www.stevensons.co.uk)
- Please ensure your child is dressed suitably for the weather – we are outside at much as possible
- **All clothes and other items that your child brings to school need to be named**



# PE kit

		
PE shorts	PE leggings	PE t-shirt
		
plimsolls/ trainers	PE jogging trousers	PE sweatshirt

- Children should wear PE kit to school on their PE day: **Tuesday**
- PE days may move
- Suitable kit for PE lessons outside
- Children with long hair should have it tied back on PE day





# Life at school

- The school office
- Communication – weduc
  - [www.weduc.co.uk](http://www.weduc.co.uk)
  - Events
  - Letters
  - Changes in usual collection
  - Illness reporting - attendance
- After School Childcare and Extra-Curricular Clubs
  - Happy Times After School Club



# Reading Books

- Your child will bring home a reading book and a reading diary.
- Books will be allocated based on your child's reading level.
- Reading books and reading diaries must be brought into school every day.
- Books must be kept in a suitable bag.
- We are unable to allocate a new reading book if the previous book has not been returned to school.
- Children are expected to read at home daily and read aloud to an adult at least three times a week.
- Writing in reading diaries:
  - Adults please write a comment in your child's reading diary when they read their book to you.



# Home and school working together to support learning

## Homework

- Once a week, we will set homework that reinforces our learning in school.
- This will be assigned using DB Primary - <https://alfredsutton-reading.secure-dbprimary.com>

## Every night

- Read for at least 10 minutes.
- Number skills (Times tables, number bonds...)
- Having conversations about their learning.



# The KS1 SAT Assessments – Year Two

Towards the end of Year Two, children will take end of key stage assessments in:

- Reading
- Maths

All assessments are due to take place during May 2023. More information will be given closer to the time.






A watercolor illustration of a school building with a tree and sky. The building is a long, two-story structure with a central tower and several chimneys. The sky is blue with white clouds. A tree with green leaves is on the left. In the foreground, there is a paved area with a bench and a wooden structure. The artist's signature 'D. TAIT' is visible in the bottom right corner of the illustration.

# Questions and Answers

If you have any unanswered questions, please email  
[clim@alfredsutton.reading.sch.uk](mailto:clim@alfredsutton.reading.sch.uk)





A watercolor illustration of a school building with a tree and sky. The building is a long, two-story structure with a brick facade and several windows. A tree with green leaves is on the left. The sky is blue with white clouds. The text is overlaid on a white rectangular background.

Thank you!  
We look forward to meeting you in the  
coming weeks.

