

Aims of the Meeting

- ▶ To provide key dates for year 2
- ▶ Year 2 responsibilities including values and learning behaviours
- ▶ Class and School Rewards
- ▶ Our enquiry and an overview of our year including trips
- ▶ Home Learning expectations
- ▶ PE days and kit expectations
- ▶ Safeguarding at Kingsclere CE Primary School
- ▶ Impact reading has on children's progress - share some statistics - and new reward reading system
- ▶ KS1 SATS - no longer statutory for end of Key Stage 1 (Year 2) but schools can use the SATS assessments to support teacher assessment, in May, if required. We are awaiting further guidance from our Local Education Authority regarding this.



Willow Class - Year 2

Welcome!



Love Courage Respect

The Year 2 Team

Phase Leader

Mrs Bowden

Class Teacher

Mrs Stephenson

KS1 LSAs

Mrs Slann

Mrs Mallinson

Mrs Ambrose



Please give us a call, send a Weduc or make an appointment to come in and talk to us if there are any issues.

Ways to contact us:

- ▶ Call the office
- ▶ Send a Weduc to make an appointment
- ▶ Talk to us on the playground after school
- ▶ Reading diaries - only for communication regarding reading
- ▶ For small notices, we are around first thing in the morning when collecting the children.



'Good attendance is key to good progress!'

The school day starts at **08:45** – get those alarms set!



Children arrive at 08:45 and have a settling in activity to complete as well as registering, choosing their lunch option, and tidying their bits and bobs away. The settling in activity is linked to learning in class and may be finishing off some task or learning from the day before.

The first lesson of the day starts at 09:00am (Spelling!) so it is important for your child to be on time please.

Being 5 minutes late to school every day will result in your child missing over 16 hours of Phonics learning over the school year and will impact on their academic and pastoral development.



Dates for Autumn term



Weduc – newsfeed, notices, emails and forms

Harvest Festival at St Mary’s Church – Friday 29th September @ 09:30 – please join us and to support walking to the church

INSET Day – Friday 6th October

Year 1 and 2 Village Walk (Enquiry) – Wednesday 11th October TBC

Year 1 and 2 Enquiry Outcome Event (more info to follow!) – Thursday 19th October

Half Term – Monday 23rd October – Friday 27th October

FKS Fireworks – Saturday 4th November

Parent Consultations:

Tuesday 7th November – 15:45 – 18:45

Thursday 9th November – 15:45 – 18:45



Example Timetable

Day/Time	08.45-09.00	09.00-09.30	09.30-10.30	10.30-10.45	10.45-11.30	11.30 - 12.00	12.00-13.00	13.00 - 13.20	13.20-13.30	13.30 - 14:10	14.10-14:20	14.20 -15.00	15.00-15.15
Monday	Early Morning Work	Phonics/Spelling	English	Break	Maths	Shared Reading	Lunch	Collective Worship	Squiggle/Hand-writing	Computing		Activ 360 Maths on the Move	Story
Tuesday		Phonics/Spelling	English		Maths	Shared Reading		Class Worship	Squiggle/Hand-writing	Enquiry -	PE		
Wednesday		Phonics/Spelling	English		Maths	Shared Reading		Singing Worship	Squiggle/Hand-writing	Science	Move ment Break	Science	
Thursday		Phonics/Spelling	English		Maths	Shared Reading		Collective Worship St Marys	Squiggle/Hand-writing	Enquiry –	Move ment Break	Music	
Friday		Phonics/Spelling	English		Maths	Shared Reading		Collective Worship	Squiggle/Hand-writing	PSHE –		PE	

Kingsclere CE Primary School Values

Love

Courage

Respect

Our Heart, Head, Hand Enquiry Curriculum:

What would it have been like at Kingsclere Primary School in the past?

Heart: What are the links to other topics? What will engage/ hook me in? What are the links to other concepts of the heart?



Head: What will I learn? What skills will I develop?



Hand: How will we show we understand in multiple ways? What experiences will cement this understanding? What opportunities are this to show creativity and collective problem solving?



Enquiry Curriculum – KS1

Autumn 1	Autumn 2	Spring 1	Spring 2	Summer 1	Summer 2
History What would it have been like to come to Kingsclere CE Primary School in the past?	Science What makes certain materials better in keeping us warm?	Geography How long would it take to fly around the world in a balloon?		History Why was the Great Fire of London so catastrophic?	Geography Is it always hot in the desert? (Place desert in the context of Sahara and Antarctica – a dry place)




Note: Science is also taught weekly

Trips planned so far:



- ▶ Autumn - Walk around Kingsclere
- ▶ Spring - Berkshire Museum of Aviation (TBC)
- ▶ Summer - Trunk Theatre (The Great Fire of London)

Kingsclere CE Primary School Learning Behaviours

Thinkadocus		Thinkadocus think carefully and reflect on their learning. They are able to talk about their thinking and learning.
Tryatops		Tryatops are known for their ability to take risks and try their best in whatever they do. They love to 'have a go' at new things.
Solveosaurus Rex		Solveosaurus Rex work really hard to solve problems by making connections and finding new ways to do things.

Kingsclere CE Primary School Learning Behaviours

Stickasaurus		Stickasaurus have bags of perseverance and will persist, never giving up, even when the going gets tough. They are known for sticking at things.
Askaraptor		Askaraptors are very talkative learners. They love to ask lots of questions which develop and deepen their knowledge and understanding.
Imagineosaurus		Imagineosaurus are excellent at exploring the unknown and thinking about unthought-of things. They love to share their imaginative ideas with others.

Rewards













- Positive praise
- Good choice ladder
- House points
- Table Points
- Lunch Tokens
- Celebration Friday
- Super Star Awards
- Super Star Readers
- Home Learning house points
- Mrs Titcombe's tidiest classroom trophy
- Attendance Ted
- Headteacher Awards

Presentation of work



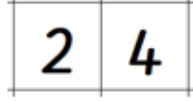





5 Star Writing



	Capital Letter	
	Full Stop	
	Handwriting	
	Finger Spaces	
	Spelling	

5 Star Maths



	Short date every session	05.09.22
	1 digit per square	
	Number formation	1 2 3 4 5 6 7 8 9 0
	Purple pen corrections	
	Rulers for straight lines	

PE - when, what etc.



Children can continue to wear their P.E. Kit into school on P.E. Days

P.E. Days: Tuesday and Friday

Autumn 1:
Indoor: Gymnastics

Outdoor: Hit, Catch,
Run

Autumn 2:
Indoor: Dance

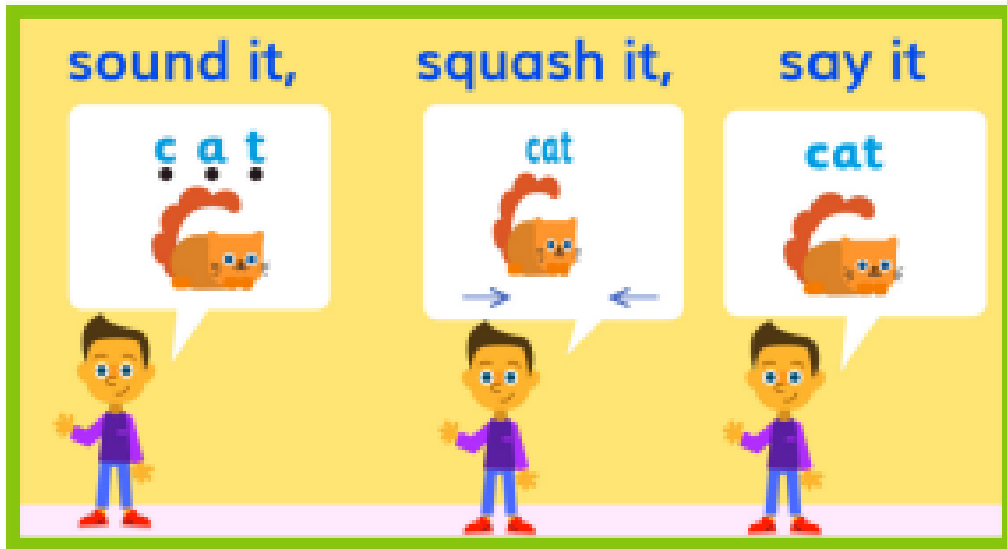
Outdoor: Send and
Return

Phonics/ Spelling Shed

- Year 2 Spelling Shed Programme – whole class
- A continuation of Phonics Shed Programme
- Year 2 Statutory Spelling
- Additional Phonics daily for children who will retake the Phonics Screening Check
- Home Learning
- Phonics knowledge and resources used in class to support:
 - Reading
 - Writing

Blending

Segmenting



Best Fit

Best Fit Rules /h/ sound

Best fit:

(Most often heard at the start of a word)



hot happy high house

Uncommon:

(Occasionally, /h/ is represented by the grapheme 'wh'; almost always at the beginning of a word)



who whole

Word reading

and



High Frequency Words- appear most often in English

do



Common Exception Words- Common. Can not be decoded.

Year 2 statutory spelling list

New Curriculum Spelling List Year 2

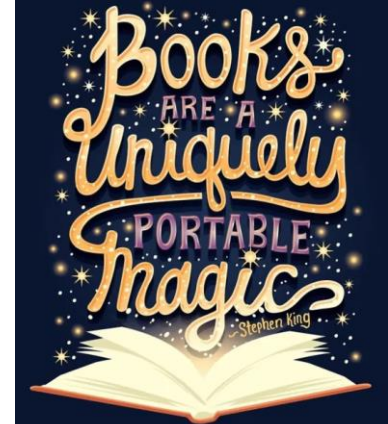
door	child	cold	pretty	grass	improve	parents
poor	wild	gold	beautiful	pass	sugar	Christmas
find	most	hold	after	plant	could	everybody
mind	both	told	fast	path	would	even
floor	children	every	last	bath	sure	
because	climb	great	past	hour	eye	
kind	only	break	father	move	should	
behind	old	steak	class	prove	who	
whole	many	busy	water	half	Mr	
any	clothes	people	again	money	Mrs	

Reading

- Reading in class – readers, shared reading, class book, story time,
- Colour Banded Books
- Decodable Books to practise for the PSC
- Reading at home – for practise and pleasure
- Fluency
- Diary checks
- Library at school

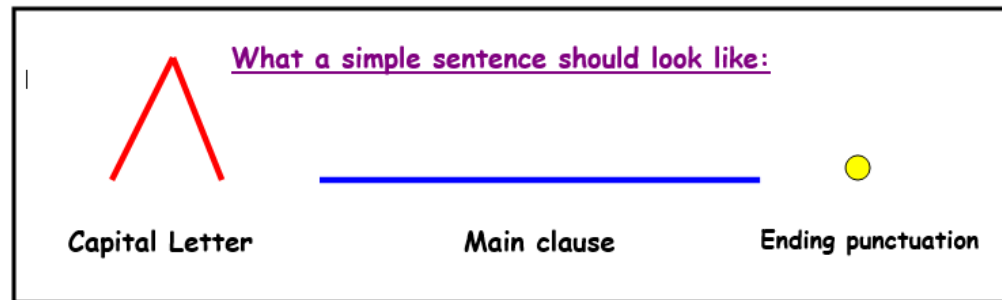
- Children who are the most engaged with reading and writing are three times more likely to have higher levels of mental wellbeing than children who are the least engaged. ³

"The more that you read,
the more things you will know.
The more that you learn,
the more places you'll go."



Writing

- Phonics application
- Spelling patterns application
- Common Exception Words and Statutory Spelling Words
- 5* Writing
- Think your sentence, say your sentence, write your sentence, put your punctuation, read your sentence, check.



Maths

- Number and Place Value
- Addition and Subtraction
- Multiplication and Division
- Fractions
- Shape – 2D and 3D shapes and their properties
- Measure – size, length, mass, capacity
- Time

Science

Describing Materials

How can we describe materials?

Changing Materials

Why do we choose materials to do certain jobs?

Changing Materials

Why do we choose materials to do certain jobs?

Pushes and Pulls:



Why and how do objects move?

Animal Life Cycles

What is the life cycle of an animal?

Home Learning



Year 2 Home Learning Friday 8 th September - Friday 15 th September 2023		
<p>Daily Reading</p> <p>Continue to send your child's reading diary and books to school EVERY day in their bookbag.</p> <p>colour banded reading books are matched to individual children. These will be changed on a Friday, and should be read more than once to develop fluency and comprehension.</p> <p>Please continue to read widely with and to your child, in addition to their reading practise.</p> <p>Children who record their reading on 5 different days per week or more will be celebrated.</p> <p>Some children have been set e-books to read over the week and all children have a book to share in their book bag.</p>	<p>Spelling</p> <p>Your child will be set an activity on Spelling Shed or Phonics Shed.</p> <p>This will be bespoke to their learning this week.</p> <p>Year 2 Spelling Pattern</p> <p>Spelling Shed </p> <p><small>Words where 'dge' makes a /j/ sound</small></p> <p>badge judge fudge bridge dodge ridge lodge wedge smudge edge</p>	<p>Reminders</p> <p>WELCOME TO YEAR 2! PLEASE SPEAK TO ME IF YOU HAVE ANY QUESTIONS.</p> <p>MEET THE TEACHER Year 2 meet the teacher is on THURSDAY 14th September from 5pm to 6pm.</p> <p>PE Year 2 PE days are on TUESDAYS and FRIDAYS beginning Friday 8th September.</p> <p>BOOK BAGS Year 2 children need a school bookbag to come into school every day to keep their reading book and record safe. NO BACKPACKS PLEASE. We do not have space in the cloakroom for them.</p> <p>WEATHER ENSURE YOUR CHILD BRINGS A WATER BOTTLE and SUN HAT TO SCHOOL EVERY DAY WHEN IT IS HOT ☀</p>
<p></p> <p>Complete the maths task that is printed and in your child's homework folder.</p> <p>Practise counting in 10s, 5s, and 2s.</p>	<p>High Frequency Words - Revision</p> <p>'I've', 'live', 'lived', 'we're', 'gone', 'know'</p>	<p>Take Your Pick Grid</p> <p>Complete an activity each fortnight from the Take Your Pick menu linked to our wider curriculum.</p> <p>Please ensure that your child's homework folder comes in to school every Thursday ☺</p>
<p>Our Sticky Question for the week is: If you could have any superpower, what would it be and why?</p>		

Homework shared every Friday – Spelling Shed login is stuck in reading diary on the first page!

Seesaw login – code/ QR code in yellow home learning folders

- Daily Reading
- Planpanion maths
- Spelling Shed/Phonics Shed <https://play.edshed.com/en-gb/assignments>
- Take your pick Grid

SeeSaw

Please use SeeSaw to share Home Learning tasks

Take your Pick!

Willow Autumn 1



Take Your Pick Home Learning:

Enquiry: What makes our school special? What would it have been like to come to school at Kingsclere in the past?

Remember children should complete one task every two weeks, so three tasks by half term (20th October). Presentation is a high priority and pupils should choose whether to return a paper presentation or post the learning on Seesaw. They can be as creative as they choose with their responses but should **invest about 20 minute for each task.** **Our last Collective Worship of each half term will reward the most creative submission for each class.**

Interview a member of your family – what was school like for them? Is it the same or different to now? Date:	Research one of these artists: Anish Kapoor Bridget Riley Banksy Eva Hesse Can you create a piece of artwork in the style of one of these artists? Date:	Can you compare changes over time? How has technology changed? how has fashion changed? How has transport changed? Date:
Listen to your favourite genre of music or your favourite song? What instruments can you hear? How does this piece of music make you feel? Date:	Create an obstacle course – see if you can get your family to take part and time them. Date:	Take a walk around your village/ town – what do you notice about the buildings? Are some newer than others? Date:
STEM Activity: Changing Materials How can the shape of objects be changed? – please see Seesaw for this activity idea! Date:	As part of Design and Technology, we are looking at cooking and nutrition. Can you create a recipe book full of healthy meals/snacks? You could even cook some of your healthy meals/snacks! Date:	Keep a journal of one thing you are grateful for each day. Date:

Parent/carer: Home learning is an important part of your child's academic learning. Please support your child with their home learning by talking to them about what they have been learning and making sure they are managing their time well to complete the tasks effectively. If there are any problems please contact the teacher in good time so provision can be made to support your child.

Super Star Readers

Super Star
Readers



Reading diaries will be checked on **Fridays**

For every day there is a reading experience = 1 HP
This means they can get up to **7HP in one week!**

If they have **5 reading experiences** = name in the **prize draw!**

Reward Token for _____

To have lunch with my teacher and a friend.



Reward Token for _____

To sit in the teacher's chair for one lesson.



Reward Token for _____

To choose a friend to stay indoors with at playtime.



Reward Token for _____

To have 15 minutes free time on the iPad.



Reward Token for _____

To do a colouring instead of EMW



Reward Token for _____

To draw a picture on the class whiteboard in Holly Hub



- Reading a book on your own
- Reading with an adult
- Having someone else read to you
- Reading an e-book
- Listening to an audio book
- Watching videos of someone reading a book
- Reading a magazine
- Reading a newspaper
- Reading a comic
- Reading a graphic novel

Other Bits!

Healthy Snacks

A fruit/vegetable snack is provided every break time. If your child would like to bring in their own snack, please ensure it is a healthy snack (fruit, vegetable, bread) and does not contain nuts.

Water bottles

Please send your child in with a named water bottle. We ask that only water is sent in the bottles please, unless otherwise agreed by Mrs Messenger (medical reasons).

Named clothes

Please ensure that all items of clothing are named as we are sometimes unable to reunite clothing with their owner!



Can you help?



- ▶ Hearing readers / playing maths games morning or any afternoon from 1.15
- ▶ You are always welcome to come in to lend a hand - just let us know when you are available and any areas of expertise! (DBS check)

Please speak to us if you are free to help!

Safeguarding

School Site:

- safety access codes
- visitors only access via the front entrance - sign in
- CCTV around the school

Staff Training:

- annual safeguarding training
- report any concerns to a member of staff - DSL - and DDSL and who they are

How you can help us keep our school safe!

Reading up on Safeguarding:

- visitor induction materials to read - re. safeguarding
- be aware of any procedures and protocols - fire, lockdown etc. if in school helping
- Confidentiality of pupils

DBS Check for adults who help

Parking:

- very busy - please be vigilant
- adhere to road markings and signs please

Keeping Children Safe Online

We value what an incredible learning tool the internet and technology can be and know that this is the future. We educate the children through our curriculum about online safety.

What we do:-

- ✓ Teach lessons each half term with a focus on e-safety – if anything makes you feel uncomfortable or upset, talk to a trusted adult
- ✓ Have internet safety code of conduct that the children know and follow
- ✓ Monitor their internet use
- ✓ Work with parents and carers to address any concerns
- ✓ Seek professional advice where we need to
- ✓ Have a school governor and digital leaders to support e-safety
- ✓ Work closely with our IT support team if we have any concerns

Keeping Children Safe Online



Talk with your child about responsible use of their tablet

Discuss what is okay and not okay to use it for and look at the possible risks. Tell your child what they should do if something goes wrong while using it. This could be to turn off the screen and tell an adult.



Think about the location of the tablet

Will it be in a shared family space or in a bedroom? Where will the tablet charge overnight? Think about: setting time limits; reminding your child about the risks of communicating online with people that they do not know; and encouraging them to come to you with any worries.



Explore parental controls

Take a look at the controls available both on the tablet itself and on your home Wi-Fi. Talk these through with your child too. Parental controls are a helpful tool, but an open conversation with your child is the most important thing.

Online Safety- Parent/ Carer Responsibilities


- For older children, monitor groups and conversations through social media
- Know age limits
- Teach your child about their device
- Set up any controls

Helpful Resources and Links:


www.ceop.police.uk.

<https://www.childnet.com/help-and-advice/how-to-make-a-report/>

<https://www.internetmatters.org/>






Get your personalised toolkit
Answer a few questions and get your personalised online safety plan to support your family.



Set up devices safely
Set parental controls on a range of devices, apps, and platforms with our how-to guides.

Age Limits

APPS AND THEIR AGE RATINGS

13+		16+	
 Facebook	 Snapchat	 WhatsApp	
 Instagram	 Twitter		
 TikTok	 Kik	 Sarahah	 MeetMe
 YouNow	 Yubo	 YOLO	 LiveMe
 House Party	 Monkey		



Thank you for coming!
Any questions?



Love Courage Respect