

ASPS NEWS



ALFRED SUTTON PRIMARY SCHOOL NEWS

1 JULY 2020 2020 ISSUE 65

Dear Parents/Carers

We are delighted to be making contact with you either through welfare check-in processes or face to face if your child is in school. Looking to September, we are very happy to be in the early stages of planning to provisionally accommodate all of our pupils.

Due to fantastic weather, we are sure everyone has benefited from time spent outdoors. Children have also clearly been very hard at work indoors. This week's newsletter celebrates their results that draw inspiration from a very wide range of sources including: picture books, healthy eating, Tudor crime and punishment, graffiti and volcanoes!

As always, thank you to you all for continuing to do the best you can under currently difficult circumstances.

Yours sincerely

Robert Howell
Headteacher

School News

Nursery News



In the past two weeks we have enjoyed welcoming some nursery children back to school.



This week children at home and at school have enjoyed exploring the sea with our story '*Barry The Fish with Fingers*'. We have talked about the different emotions in the story and matched them to different parts of the story. We like making faces for all the different emotions!



We made beautiful fish for our ocean scene and talked about our favourite way to eat fish... fish fingers, fish cakes or breaded fish. Which is your favourite?



We hope you like the beautiful rainbows we finished this week to celebrate last week's story '*While We Can't Hug*'.

Thank you to all the children working hard on the Learning Platform at home. We love looking at all the work you do!



Reception Class News

Being in a Reception Bubble




We have been so impressed with the reception children that have returned to school. They have been enthusiastic and excited to be back. It has been a real pleasure to work with the children learning through the stories 'Superworm' and 'The Snail and the Whale'. We have produced some wonderful writing and creative art work. Well done to all the 'bubble' reception children for adjusting so quickly and confidently to a brand-new way of experiencing school life.

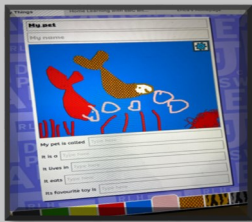


Home Learning in Reception

The children working at home have continued to be busy, producing a number of wonderful pieces of work. We have now completed activities based on 'Superworm' and 'The Snail and the Whale'. Well done to those at home and thank you for all the hard work you are putting into your home learning. All of the staff monitoring the Learning Platform and Tapestry look forward to seeing what has been uploaded.



Busy things



Writing a fact sheet



Designing a sandwich



Exploring weight



Finding out about mirror images

Wider Curriculum




Making origami whales



Creating volcanic eruptions




An 'at home' sports day




Road safety


Literacy



Superworm crow chant



Minibeast superhero



Spirals


Maths





Learning to count

Year 1 News

Well done to Year 1 who are all remaining very motivated in their learning. Thank you to all parents who are supporting their children at home with each task. In school, children have been busy in their bubbles. With the hot weather, it's a very apt time to be learning about the rainforest. We used the book Rainforest Adventure to think about setting out on a rainforest trek.




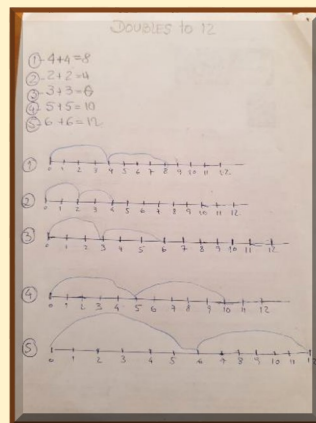
In English, we have been thinking about rhyme. Children matched rhyming words, thinking carefully about the ending sound. They also thought about setting off on a rainforest adventure, what they would need and what they might experience on their journey. We were really impressed to see such rich description in the writing.



In science, we have continued finding out about animals and their habitats. Children have been sorting animals into different groups.



In maths, children have been busy doubling numbers. We have done this in a variety of ways, using number lines, pictures and even mirrors to show doubles.



In art, children looked at the very vivid colours you can see on some rainforest animals. We were happy to see so many well designed frogs using the children's own patterns and colours.



Year 1 News

The children in Year 1 are looking at Brazil this term, and particularly at the Amazon Rainforest. In the 1D bubble we created this rainforest board which also shows how the children have been learning to tell the time. We have been using watercolours and collage to make rainforest animals and carnival headdresses. We have also written Amazon acrostic poems.







We have learned about the origins of The carnival and discussed Rio's spectacular annual carnival! We made posters, masks and even learned some Samba moves! In science and geography, we have been exploring the rainforest, its layers and incredible animals!



Year 2 News


Year 2 have continued to put an outstanding effort into their learning at home. As well as continuing their fantastic reading and maths work, the children have been learning about healthy eating. This included thinking about healthy food choices, making a healthy lunchbox and creating art related to healthy eating.



This week the focus has turned to plants! Children have been looking at different parts of plants and their functions.



Year 3 News

Year three have been working hard on learning about plants, volcanoes and musical instruments these last two weeks. They have worked hard to review their multiplication facts. Their adding and subtracting with money has really come along. In addition, they have done a variety of extra home learning, in particular writing some lovely book reviews and practising their art skills.





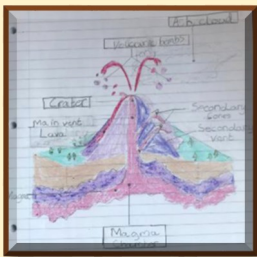


I am a Broad bean plant and I get watered every day. I am happy every day, grow new flowers and get nutrients from the soil every new day. I'm getting stronger every day with just a stem to hold me up, my beautiful flowers attract lots of insects such as beautiful butterflies, very often black flies I absolutely hate black flies but they love me!

My beautiful leaves make me food by turning the sunlight into food. My roots give me the nutrients I need from the soil, I love being in the sun it keeps me nice and warm, sometimes it rains which I love because it gives me water. I have a real enemy, the caterpillar, the caterpillars eat my leaves, I'm a caterpillars prey, they eat me like I'm a slice of ham that is how easy it is for a caterpillars to eat me, there are other plants and flowers that caterpillars eat such as a sunflower or a squash plant or maybe any other plant you know.



Carol preparing his volcano experiment



Some of the children have been busy gardening too, linking with our work on plants.


Here are Rufus's bean plants:



Instead of going to Pizza Express we have been creating pizzas at home - which ones will win the competition?!



Jyoti made her base of puff






Muhammad's final



Eddie making his pizzas

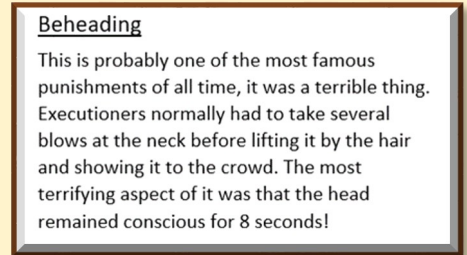
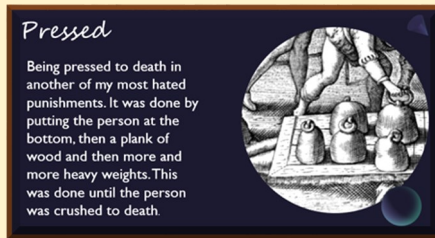

Year 4 News

It has been such a pleasure to see the children in Year 4 sharing such wonderful pieces of work and interacting with each other through the learning platform. Year 4 have been working very hard to keep up to date with their maths activities. The children have been sharing some creative work in English and art, researching wise sayings inspired by Anansi and the Pot of Wisdom. In geography, Year 4 have started investigating St Lucia and considering the importance of Fairtrade and tourism as well as exploring the digestive system in science. We have just started an experiment to see what effects sugar has on our teeth.



Year 5 News

The last couple of weeks have been busy for Year 5 children. As well as the usual English and maths tasks on the learning platform, we have seen some fantastic learning in many other areas too. Our history topic this term has been Crime and Punishment through the ages. The task over the last couple of weeks was to find out how Tudors treated their criminals. The children had to find out all about different torture devices and then produce a piece of work to show what they had learnt about. We received a mixture of power points and posters and it was extremely clear the children had put a massive amount of effort into the work – despite it being a pretty gory topic!



Our Geography topic has been focused on the needs of humans and the planet. We have found out about where our power comes from and this week have been thinking about where all our food comes from and about the idea of a carbon footprint. We have also been considering how our actions impact on other people around the world – particularly when importing and exporting food. The last geography task has focused on looking at food around our homes and finding out where in the world it comes from. We calculated our ‘food miles’ and thought about the benefits and risks of importing food from abroad and decided whether or not it was a good thing to do.


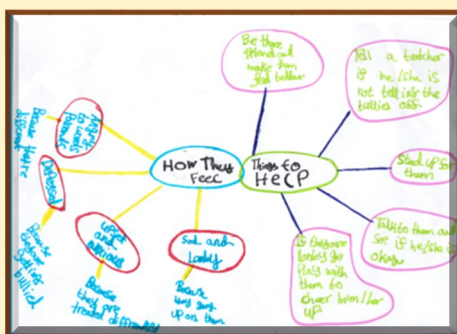
Food Item	Where it comes from	Food Miles
Dates	Turkey	2698.6 miles
Bananas	Costa Rica	5282 miles
Oranges	Spain	1034 miles
Avocado	Mexico	5238 miles
Pineapple	Costa Rica	5282 miles
Coconuts	Sri Lanka	5541 miles
Cocoa powder	Grenada	4323 miles
Kiwi	New Zealand	11427 miles
Bajan Peppers sauce	Barbados	4160 miles
Mustard	USA	4242 miles

I believe that we should continue importing food from abroad. Many countries rely on the UK to import their produce otherwise, they will not get paid. However, importing food from abroad is a debatable matter. The increased air traffic results in high levels of pollution which can impact the hotter countries which produce the food as the water will become scarce and the soil prone to erosion.


Food item	Where it comes from	Food miles
Crisps	Atherstone, Warwickshire	81
Spring water	Chase spring, Staffordshire	94
Avocado	Peru	6284
Coconut milk	Thailand	5959
Rose coco beans	China	5086
Tea	Sri Lanka	5454
Aberdeen Angus beef burgers	Aberdeen, Scotland	396

In my opinion, yes and no. We shouldn't import food from abroad when it grows here, so for example we should eat British strawberries in the summer. But in winter it's ok to import strawberries because they don't grow here in winter, as we don't get enough sun. It's ok to import food which doesn't grow in the UK, for example bananas. It also helps the countries where these foods grow.

Our Sutton Six value of the term is Compassion. Although we haven't had the chance to earn our Sutton Six badge, the children in Year 5 have been thinking about how we can be compassionate towards others, especially when making sure that we are all treated equally as people and children in our school community and beyond. We asked them to think about the inequality in our world today, particularly around current news and the ‘Black Lives Matter’ campaign and different ways that we can help. They watched a video, which showed two children discussing some of the racism and discrimination they have faced at school. The children produced mind-maps or posters to show how the conversation made them feel and what they could do to help as a friend.



If this was not enough, the children have also been completing a 'fun art' activity. They were asked to look at different examples of graffiti and produce a piece of graffiti art based on their name.



One last thing, as some of you may have noticed, one of our new tasks this week is to try and hold a 'virtual sports day' either on your own or as a family and we are really looking forward to seeing what the children get up to.

We want to thank all the children for all the effort they are putting into their work, and loved ones for continuing to support and encourage the children's learning at home. We are extremely proud of how resilient the children have been in this difficult time. Keep it up Year 5!


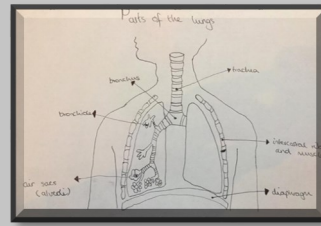
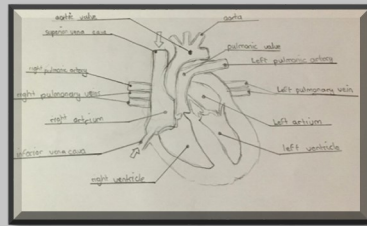
Year 6 Home Learning News

Once again, we have been extremely impressed with the quality of work submitted on the learning platform over the last 2 weeks. Thanks to all families for their continued support and children for uploading their work to the platform – It has been great to share everyone’s work with the whole of Year 6 and celebrate our achievements.

Our online art club has continued to be popular – here are some recent fantastic entries from Lilia, Amiti, Arthur, Sumi and Aisy

In Science, we have been looking at the functions of the human body. Excellent work by Mercedes and Zaid on this!

Amrita has also uploaded some brilliant maths work! Well done!



Year 6 Book Club

After the success of our Year 6 book club, we’ve completed ‘The London Eye Mystery’ and are moving onto reading ‘Malamander’ by Thomas Taylor. The Year 6 teachers will be reading chapters daily on the learning platform so please come and listen each day. Don’t forget to comment on what you are enjoying about the book so far and your predictions. Thanks to Bhavishya and Idrees who have made a brilliant start on this!



2 days ago Bhavishya Arudra wrote:

I've just finished listening to today's chapters!

1) My first impression of Eerie on sea at winter is that it is quite a dreary place. However, in Summer, it gives me the impression is that it is a cheerful and friendly place.

2) The first chapter is quite nice the way how it refers to you and says, 'this book might not be for you,' and then tells you that years later you might find it washed ashore when you visit the beach and that maybe the book is for you after all. I think it's quite humorous in a way. I don't exactly know how to describe it but that's the closest I can get.

3) Unfortunately, I don't have the slightest idea as to who that anonymous girl is.

Can't wait for the next chapters!

2 days ago Idrees Esa Mander wrote:

(1) My first impression of Eerie On Sea is that it is a normal beach but something might happen at night.

(2) I think the part when they talk about the Malamander is kind of unique.

(3) Because she was an intruder at the Hotel.

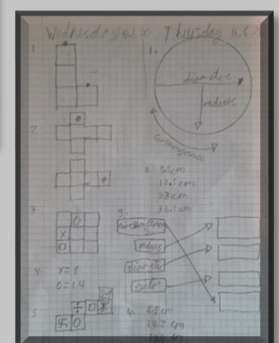

CANt wait for THE nEXt chapter :)

Finally, Idrees, Thanvi and Onyx produced some brilliant maths and reading work last week – what a brilliant job.

We look forward to your continued engagement on the platform and be sure to upload your work to have the chance to appear in the next newsletter.

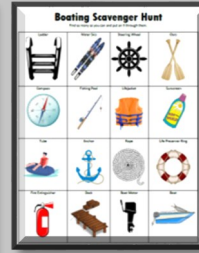

The Year 6 Team

Word	Definition that fits the model	Synonym
state-of-the-art	The most recent	modern
abandoned	Left alone	Abandoned
boasts	Showing off	(bragging)
HQ	Headquarters	Headout
looking	a cafe	cafe
untraceable	Unable to be found	Lost
tranquillizer	A medicinal drug	Calmation
guaranteed	Most likely	Low
essential	You must have	must
required	need for something	need



Childcare Bubbles

We have had bigger bubbles this past couple of weeks and the children have been busy keeping up with their learning platform tasks and also doing activities related to a 'theme' each week. We spent one week thinking about rivers and boats and enjoyed making magnet fishing games, painting some canal style art, learning to tie knots in ropes and doing a boat-themed scavenger hunt.



Canal Boat Art

The second week was all about minibeasts. We started the week off by going on a minibeast hunt and discovered that across the school we have a variety of different bugs and insects that live in the different habitats around the school site. Also, we built 'bug hotels' and made 3D minibeasts out of a selection of different recycled materials.

We spent the third week thinking about plants and flowers.



We planted cress seeds and decorated pots to then plant marigold flowers in. We also had fun creating a mural painting of sunflowers and other plants on the wall near the small football pitch – thanks to Ms Tait and Miss Rees for their help with this. We made collages of flowers using pulses and dried beans and pressed flowers and leaves and made bookmarks with them.





planting cress seeds:



bean and lentil



The fourth week kicked off with creating our very own puppet theatres and puppets. All children produced some amazing pieces of work.



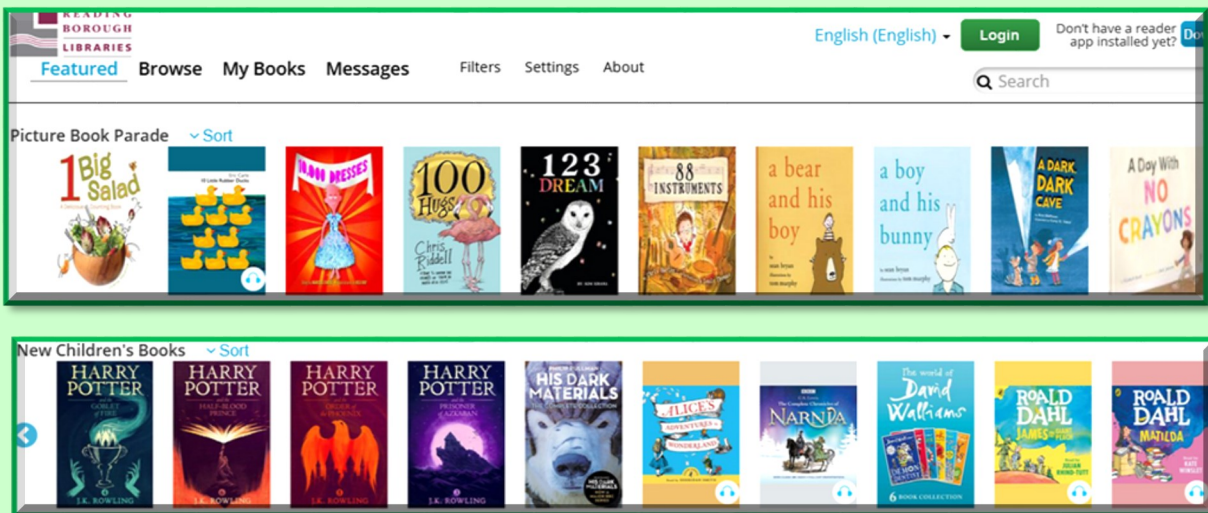
We have also started to look at early animation - thaumatropes and flip books (early forms of Victorian animation) and some of the children have had a chance to use a variety of computer programmes including pivot where we have animated stick men and Zu3D – a program that has taught us to use stock animation – a technique used on the cartoon 'Morph'.

We look forward to the next three weeks and our new themes.

Online Library Service



Although Reading Borough libraries remain closed, they operate an online library. Signup is quick and just requires your name and address. You will receive a library card number and be able to use the online library on computer, tablet or phone. There are many books for children available: both picture books and longer readers. After libraries once again open, you will be able to visit to collect your physical membership card and collect any children's cards too.



<https://www.reading.gov.uk/elibrary> and click **join the library instantly**
You will be given a 14 digit library code to use with **cloudlibrary** for mobile or tablet.

<h3>eBooks & eMagazines</h3> <p>You can borrow ebooks, eaudio and emagazines for free with your library card and PIN. Register now for free.</p> <p>To get started simply download the app from your app store, search for Reading Libraries and log in with your library card barcode and PIN.</p> <ul style="list-style-type: none">• Cloud Library - eBooks and eAudio• Borrowbox - eAudio• RBDigital - eMagazines	<h3>In this area</h3> <ul style="list-style-type: none">Join the library instantlyeBooks & eMagazinesOnline resourcesSearch library catalogue/My library accountDonate
---------------------------------------------------------------------------------------------------------------------------------------------------------------------------------------------------------------------------------------------------------------------------------------------------------------------------------------------------------------------------------------------------------------------------------------------------------------------------	--------------------------------------------------------------------------------------------------------------------------------------------------------------------------------------------------------------------------------------------------------------------------------------------------------------

