



Parent meeting
Thursday 5th September 2024



Our School Values

Be Kind.

Be Brilliant.

Have an **I can** attitude.



I can show pride in everything I do.



I can be polite and show respect to others.



I can be a good listener.



Our Team



Our teachers are Miss Henson and Miss Wright.

Our Senior Teaching Assistant is Mrs Barker – she also teaches each class.

Our Learning Support Assistants are Miss Slawson, Miss Lloyd-Bithell and Miss Milner. They work across both classes.

Communication



weduc

Messages may be sent to your child's class teacher via WEDUC. The office staff operate with discretion and confidentiality and will pass messages to the appropriate teaching staff.

If you wish to arrange a meeting with a class teacher, please message on WEDUC or speak to the staff in the office.

Staff members will be on the doors at the start of the school day and dismissal.

Dates for
your
diary.....

Parents evening

Parents evening will take place on Tuesday 15th October and Thursday 17th October. Further details will be sent nearer the time.



Gold Tokens

Showing an “I can” attitude in lessons and around school.



Blue (Ocean) Tokens

Being Brilliant and Kind at lunchtimes.



Green Tokens

Green Cards & exceptional effort and behaviour.

Oxley Rewards



Oxley's Houses

Year 6 house captains

This year, the children will research local charities to support and decide collectively if they wish to combine efforts towards one as a school or one per house.

Snacks

Following government guidance on healthy eating and to meet our Healthy School's award, we are asking that children only bring an item from the list below for their morning snack and try to vary choices across the week:

- Whole or sliced fruit
- Vegetable sticks, e.g. celery, carrot, pepper, cucumber etc
- Bag of plain popcorn
- Meat (i.e. Mini Peperami) / cheese snack
- Plain rice /corn cakes or Bread sticks



The children receive
free fruit each day
in school until the
end of Year 2.

Drinks



Water bottles

- We provide water bottles for the children in school.
- Please do not send juice as water bottles have a habit of leaking.

Milk

- Children can have free milk daily until they are 5.
- Please order and pay through coolmilk.com if you wish your children to have milk after their fifth birthday.

The School Day



- Register / wake and shake
- Whole class lesson
- Independent choosing time
- Assembly/break
- Whole class lesson
- Independent choosing time
- Lunch
- Whole class lesson
- Independent choosing time
- Story time
- Home time

Registration

Children can arrive between 8.35 and 8.45. gates are closed promptly at 8.45 ready for registration.

Assemblies

Whole School assemblies take place at 10:15am every day and are taken by members from the teaching team. Our Oxley #Starsoftheweek celebration and #sportspersonoftheweek assembly is held on Fridays.

A typical timetable



	08:45-09:00	09:00-10:15	10:15-10:30	10:30-10:45	10:45-11:00	11:00-11:45	11:45-12:00	12:00-13:15	13:15-13:25	13:25-13:45	13:30-15:00	15:00-15:15		
Monday	Registration/ morning reading	Phonics	Continuous Provision		Assembly DC	Playtime	Maths whole class	Maths guided groups Continuous Provision		Lunch	Whole class input (Topic)	Continuous Provision Topic Guided groups		Story
Tuesday		Phonics	Maths whole class	Maths guided groups Continuous Provision	Assembly Rota		Literacy whole class	Literacy guided groups Continuous Provision			PE	PSHE		Story
Wednesday		Phonics	Maths whole class	Maths guided groups Continuous Provision	Assembly Nicola R		Literacy whole class	Literacy guided groups Continuous Provision						
Thursday		Phonics	Maths whole class	Maths guided groups Continuous Provision	Assembly Singing- LW		Literacy whole class	Literacy guided groups Continuous Provision			Whole class input (PSHE)	Continuous Provision Topic Guided groups		Story
Friday		Phonics	Literacy whole class Continuous Provision		Assembly (Star of the week) DC		Outdoor Learning Library				Funky Fingers	Music		Story

Phonics



Our school uses the:

Oxford Reading Tree
Floppy's Phonics programme

By Oxford University Press
and Debbie Hepplewhite



Phonics

Daily phonics session

- Review sounds already taught
- Teach new sound / grapheme
- Practise handwriting and reading words with new sound
- Apply – write new sound within a word or sentence

























Children are grouped according to their level

The children are assessed regularly

One of their reading books will be matched to phonics level

Level 1+

 Floppy's Phonics

s  sun	a  apple	t  teddy	p  pan
i  insect	n  net	m  man	d  dog
g  gate	o  octopus	c  cat	k  key
-ck  duck	e  egg	u  umbrella	r  rabbit
h  hat	b  bone	f  fish	-ff  cuff
l  lion	-ll  hill	-le  bottle	-ss  dress

Helping at home

Using pure sounds



Oxford **OWL**



How to pronounce
pure sounds



















The image shows a young girl with dark hair and a pink bow, holding a white sign with the letter 'k' in the center. She is looking directly at the camera. The sign is held in front of her chest. The background is dark. The entire scene is framed within a circular inset on a white background. To the left of the girl, there is a purple box containing the text 'How to pronounce pure sounds'.

Helping at home

Use pictures matched to each sound as a prompt if your child can't remember the sounds. These are in the reading diaries.



Level 3

Floppy's Phonics

ai  aim	ee  eel	-igh  knight	oa  goat
-oo  cook	oo  spoon	ar  arm	or  fork
ur  purse	ow  owl	oi  oil can	ear  ear
air  hair	-er  builder	er  herbs	-ue  rescue
-ue  glue	-ure  pure	-ture  picture	



- Our Oxley expectations are that our children read a minimum of three times a week.
- The children have 2 reading books a week.
- One is a phonics book for them to read themselves. The other may need to be shared together.
- For every two reads at home the children get a tick on their Oxopoly board. The further they travel round the board the more rewards they will get. At the end of the game they get to choose a brand new book to take home!



Reading matters

Reading in Year 1



Reading takes many forms: poetry, novels, fiction and non-fiction comprehensions, films, song lyrics and pictures.

Vocabulary
Interpret
Predict
Explain
Retrieve
Summarise



The children learn a skill throughout the week and are given opportunities to apply this skill to different situations.

Helping at home

You play an enormous part in fostering a love of books and an enjoyment of reading in your children.

Conversations and key questions will help when reading with your child.

They are inside the reading diaries.





Grammar in Year 1

1. What nouns can you see?	2. What verbs have been used?	3. What punctuation have I missed?
4. What determiners do you see?	a black dog jumped in the muddy puddle	5. What preposition has been used?
6. How many adjectives do you see?		

Grammar is taught every day at the start of an English lesson. This will recap taught skills and allow for consolidation of prior knowledge

There are also discrete lessons to focus on certain aspects.

Literacy: Novel Study



Writing is taught through novels where we also combine skills of phonics, grammar and reading.

The children are taught various genres of fiction and non-fictional writing and are given more opportunities to develop their own style and independence.

Maths






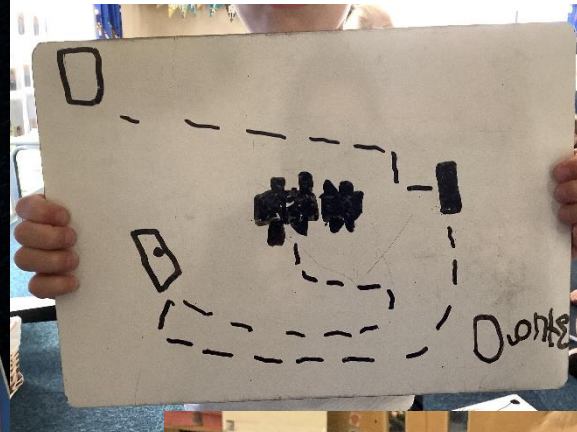

- We take a Mastery approach following the White Rose Maths scheme.
- We focus on securing understanding to 10 in EYFS and to 100 in Y1.
The children will not be accelerated onto new curriculum content before they are secure.
- We spend a great deal of time securing subitising, counting, place value, calculating with numbers the children are comfortable with
- Shape and pattern and Measures including time, length, weight, capacity are also covered

EYFS

	Week 1	Week 2	Week 3	Week 4	Week 5	Week 6	Week 7	Week 8	Week 9	Week 10	Week 11	Week 12
Autumn term	Getting to know you		Match, sort and compare FREE TRIAL VIEW	Talk about measure and patterns VIEW	It's me 1, 2, 3 VIEW		Circles and triangles VIEW		1, 2, 3, 4, 5 VIEW		Shapes with 4 sides VIEW	
Spring term	Alive in 5 VIEW	Mass and capacity VIEW	Growing 6, 7, 8 VIEW	Length, height and time VIEW	Building 9 and 10 VIEW	Explore 3-D shapes VIEW						
Summer term	To 20 and beyond VIEW	How many now? VIEW	Manipulate, compose and decompose VIEW	Sharing and grouping VIEW	Visualise, build and map VIEW	Make connections VIEW	Consolidation					

Year 1

	Week 1	Week 2	Week 3	Week 4	Week 5	Week 6	Week 7	Week 8	Week 9	Week 10	Week 11	Week 12	
Autumn term	Number Place value (within 10) FREE TRIAL VIEW					Number Addition and subtraction (within 10) VIEW					Geometry Shape VIEW	Consolidation	
Spring term	Number Place value (within 20) VIEW	Number Addition and subtraction (within 20) VIEW			Number Place value (within 50) VIEW	Measurement Length and height VIEW	Measurement Mass and volume VIEW						
Summer term	Number Multiplication and division VIEW	Number Fractions VIEW	Geometry Position and direction VIEW	Number Place value (within 100) VIEW	Measurement Money VIEW	Measurement Time VIEW	Consolidation						



Foundation subjects



We learn through a variety of exciting project and topic based themes on a two-year cycle.

These are this year's themes:

- Who am I? Where do I belong?
- What happens in the night sky?
- What happened 'Once Upon a Time...?'
- What makes animals amazing?
- How does your garden grow?
- What is it like where I live?

Our curriculum encompasses objectives for EYFS and Year 1 children across the year.

Cycle A

	Unit 1 Who am I? where do I belong?	Unit 2 What happens in the Night Sky	Unit 3 What happened 'Once Upon a Time...'	Unit 4 What makes animals amazing?	Unit 5 How does your garden grow?	Unit 6 What is it like where I live?
Understanding the World (Science)	The Human Body	Seasonal Changes Materials	Seasonal changes Winter	Seasonal Changes Spring Animals	Plants Sustainability	The Natural World Living Things and Their Habitats
Understanding the World (History/Geography)	Contrasting location A hot place - Africa		Famous People Astronauts	The World Continents and Oceans		Local history Maps of Shepshed
Understanding the World (RE)	Where do we belong?	Why is Christmas special to Christians?	Why does Easter matter to Christians?		Who is a Muslim and how do they live?	
PSED (PSHE) Penguins	Myself & My Relationships Beginning and Belonging		Citizenship Me and My World	Healthy and Safer Lifestyles Healthy Lifestyles	Myself & My Relationships My Emotions	Healthy & Safer Lifestyles My body and growing up
Expressive Arts and Design (Music)	Pulse		Rhythm	Pitch		Technology, Structure and Form
Expressive Arts and Design (Art/DT)	Art - Painting the Savannah - collage	DT - sliders (space)	Art - collage streets	DT - Puppets	Art - Hands, feet and flowers - printing and drawing	3D Art/DT - Insect hotels
Computing	BeeBots - programming		iPads - using APPs e-safety		Laptops - mouse skills - click, drag, drop Creating digital content - drawing	
Gross Motor PE	Introduction to PE Fundamental Movement	Dance	Ball Skills	Fundamentals Invasion	Gymnastics Athletics	Games Striking and Fielding
Fine Motor	Build hand and wrist muscles		Develop effective grip of pencils and tools		Use one hand consistently for fine motor tasks	

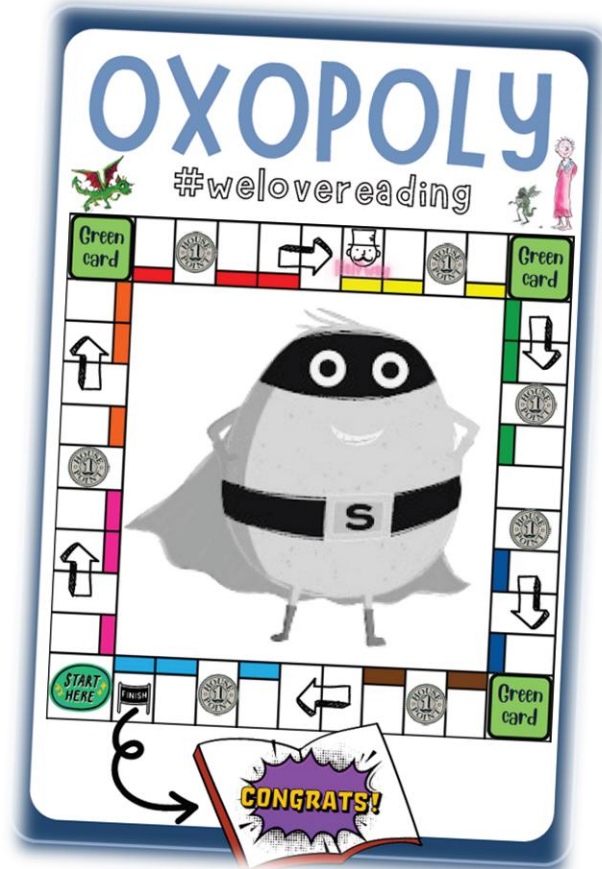
PE

- PE kits to be in school each week
- Children will typically take part in two PE lessons per week – one will take the form of an outdoor learning session
- The children will go home in their PE kit on a Tuesday.
- Please ensure all kit is labelled.

Homework



- The reading diary and the reading pursuit
We ask that the children read at least 3 times a week at home...this is their main homework!
- Year 1 have weekly spellings to learn and are encouraged to play on Numbots
- We may set other small homework tasks through the year – we will share these on Weduc or Tapestry.



Assessments

Reception baseline assessment

Schools must complete the reception baseline assessment for each child in the first 6 weeks after they enter reception.

Early years foundation stage profile assessment

Schools must complete the early years foundation stage profile assessment between April and June of the academic year in which children turn 5, which is usually the reception year.

Assessments

Year 1 Phonics Screening Check

Schools must administer the phonics screening check within the 1-week period from Monday 9 June 2025.

This is a 40 word reading test completed 1:1 with an adult.

There will be an information meeting for parents about this in the Spring Term.

General Messages

- EYFS Parents look out for an email soon to set up tapestry – your child's online learning journey.
- It is a good idea for children to have a spare set of underwear to be kept in their book bag just in case of accidents...we will gladly receive donations of clothing – especially socks and underwear that your children may have grown out of.
- The EYFS children will receive their first reading book in a couple of weeks time. Book bags are ready to take home – you could keep any spare clothing in there.

Thank you!

- Thank you for coming along today to hear the information about the year ahead.
- Thank you also for your patience at the end of the day as we dismiss the children – we are trying hard to learn all of your faces!
- The children are settling extremely well and we are proud of them all!



Instagram



If you do not follow us already, please do and check out all the amazing things that are happening in school day to day.