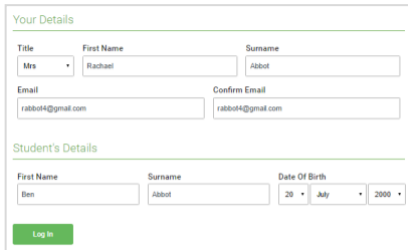


Access your school cloud account via Weduc and click on the Parents Evening icon

Setting up your account

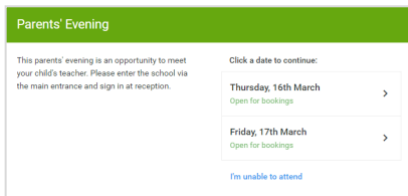


The screenshot shows a form with two sections: 'Your Details' and 'Student's Details'. The 'Your Details' section includes fields for Title (Mrs), First Name (Rachael), Surname (Abbot), Email (rabbot4@gmail.com), and Confirm Email (rabbot4@gmail.com). The 'Student's Details' section includes fields for First Name (Ben), Surname (Abbot), and Date Of Birth (20 July 2000). A 'Log In' button is located at the bottom left of the form.

Step 1: Login

Fill out the details on the page then click the *Log In* button.

A confirmation of your appointments will be sent to the email address you provide.

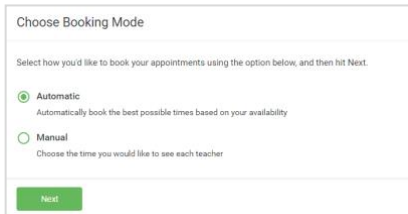


The screenshot shows a green header 'Parents' Evening'. Below it, there is a message: 'This parents' evening is an opportunity to meet your child's teacher. Please enter the school via the main entrance and sign in at reception.' To the right, under 'Click a date to continue:', there are two options: 'Thursday, 16th March' and 'Friday, 17th March', both with 'Open for bookings' and a right arrow. At the bottom, there is a link 'I'm unable to attend'.

Step 2: Select Parents' Evening

Click on the date you wish to book.

Unable to make all of the dates listed? Click *I'm unable to attend*.



The screenshot shows a form titled 'Choose Booking Mode'. It asks 'Select how you'd like to book your appointments using the option below, and then hit Next.' There are two radio button options: 'Automatic' (selected) with the subtext 'Automatically book the best possible times based on your availability', and 'Manual' with the subtext 'Choose the time you would like to see each teacher'. A 'Next' button is at the bottom.

Step 3: Select Booking Mode

Choose *Automatic* if you'd like the system to suggest the shortest possible appointment schedule based on the times you're available to attend. To pick the times to book with each teacher, choose *Manual*. Then press *Next*.

We recommend choosing the automatic booking mode when browsing on a mobile device.

Choose Teachers

If there is a teacher you do not wish to see, please untick them before you continue.

Ben Abbot

Mr J Brown
SENCO

Mrs A Wheeler
Class 11A

[Continue to Book Appointments](#)

Step 4: Choose Teachers

If you chose the automatic booking mode, drag the sliders at the top of the screen to indicate the earliest and latest you can attend.

Select the teachers you'd like to book appointments with. A green tick indicates they're selected. To de-select, click on their name.

Confirm Appointment Times

The following appointments have been reserved for two minutes. If you're happy with them, please choose the Accept button at the bottom.

Teacher	Student	Subject	Room	
17:10	Mr J Sinclair	Ben	English	E6
17:25	Mrs D Mumford	Ben	Mathematics	M2
17:45	Dr B Monamara	Andrew	French	L4

[Accept Appointments](#) [Cancel Appointments](#)

Step 5a (Automatic): Book Appointments

If you chose the automatic booking mode, you'll see provisional appointments which are held for 2 minutes. To keep them, choose Accept at the bottom left.

If it wasn't possible to book every selected teacher during the times you are able to attend, you can either adjust the teachers you wish to meet with and try again, or switch to manual booking mode (Step 5b).

	Mr J Brown SENCO (A2)	Miss B Patel Class 10E (H3)	Mrs A Wheeler Class 11A (L1)
	Ben	Andrew	Ben
16:30		✓	
16:40			
16:50	+		+
17:00	+		+

Step 5b (Manual): Book Appointments

Click any of the green cells to make an appointment. Blue cells signify where you already have an appointment. Grey cells are unavailable.

To change an appointment, delete the original by hovering over the blue box and clicking *Delete*. Then choose an alternate time.

You can optionally leave a message for the teacher to say what you'd like to discuss, or raise anything beforehand.

Once you're finished booking all appointments, at the top of the page in the alert box, press *click here* to finish the booking process.

View 11 Edited Bookings

Thursday 10th April

11:00 AM

Teacher	Student	Subject	Room	
11:00	Mr J Brown	Ben	English	A2
11:10	Mr J Brown	Ben	English	A2
11:20	Mr J Brown	Ben	English	A2
11:30	Mr J Brown	Ben	English	A2
11:40	Mr J Brown	Ben	English	A2
11:50	Mr J Brown	Ben	English	A2
12:00	Mr J Brown	Ben	English	A2

Step 6: Finished

All your bookings now appear on the My Bookings page. An email confirmation has been sent and you can also print appointments by pressing *Print*. Click *Subscribe to Calendar* to add these and any future bookings to your calendar.

To change your appointments, click on *Amend Bookings*.

Please click on this link for information on attending the appointments via video call

<https://support.parentseveningsystem.co.uk/article/801-video-parents-how-to-attend-appointments-over-video-call>